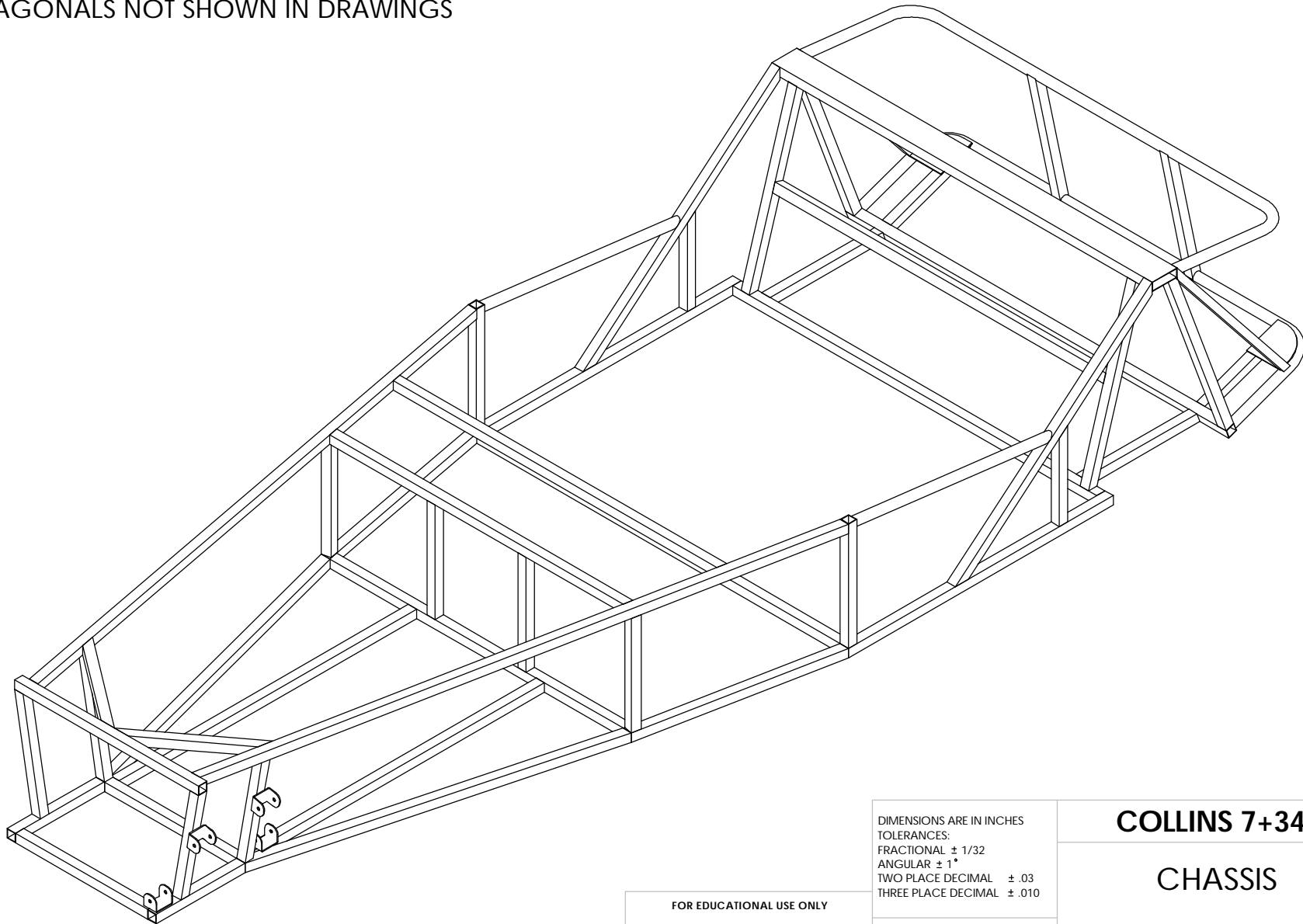


NOTE: REQUIRED TRANSMISSION  
TUNNEL AND REINFORCING  
DIAGONALS NOT SHOWN IN DRAWINGS



**FOR EDUCATIONAL USE ONLY**  
THE INFORMATION CONTAINED IN THIS  
DRAWING IS NOT INTENDED FOR USE IN  
THE CONSTRUCTION OR MANUFACTURE  
OF PARTS. THE INFORMATION IS PROVIDED  
WITHOUT WARRANTY FOR EDUCATIONAL  
REFERENCE ONLY.

DIMENSIONS ARE IN INCHES  
TOLERANCES:  
FRACTIONAL  $\pm 1/32$   
ANGULAR  $\pm 1^\circ$   
TWO PLACE DECIMAL  $\pm .03$   
THREE PLACE DECIMAL  $\pm .010$

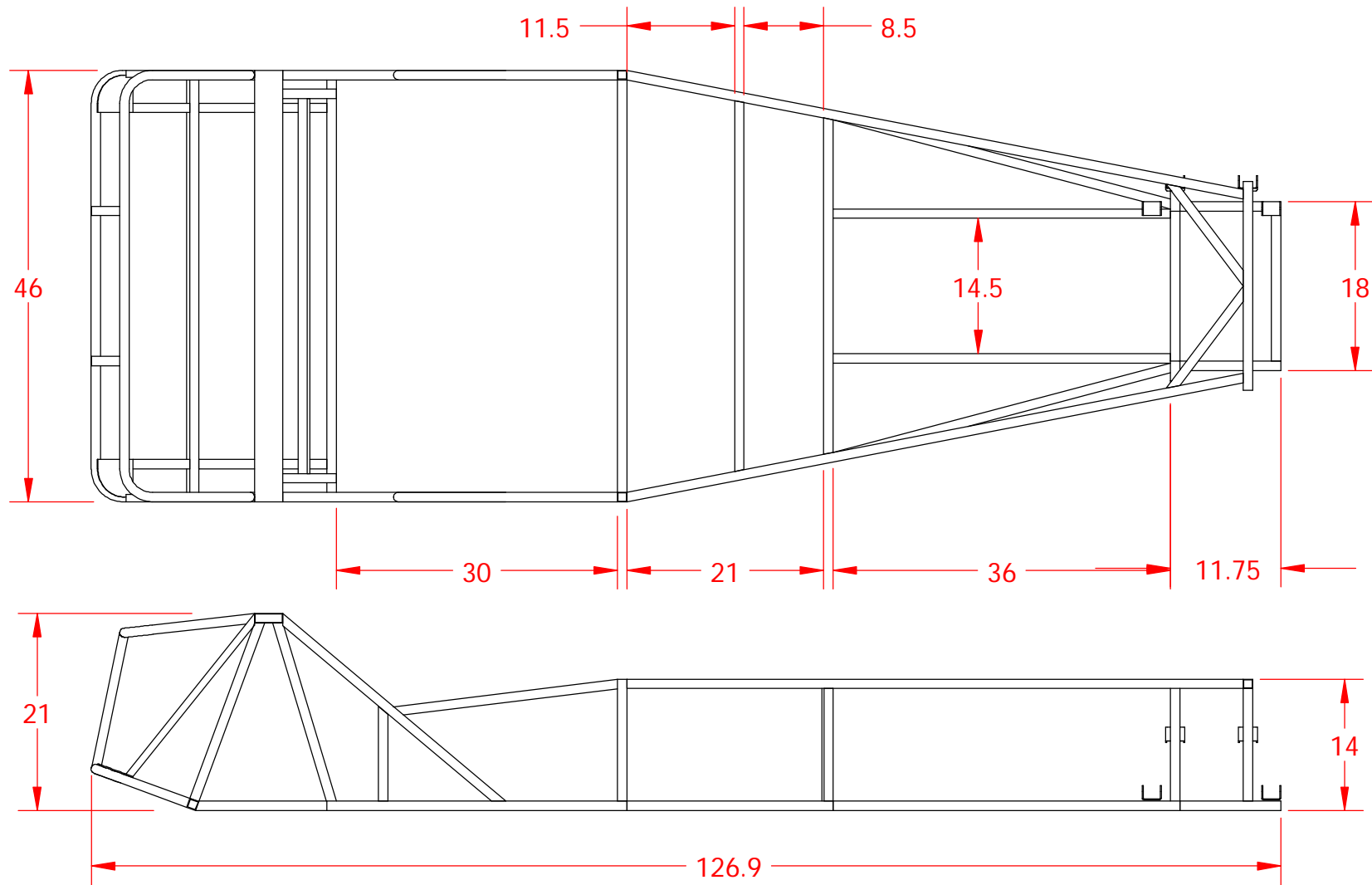
MATERIAL

DO NOT SCALE DRAWING

**COLLINS 7+341**

**CHASSIS**

SIZE <b>A</b>	DWG. NO. Chassis	REV.
SCALE:1:1	WEIGHT:	SHEET 1 OF 3



DIMENSIONS ARE IN INCHES  
 TOLERANCES:  
 FRACTIONAL  $\pm 1/32$   
 ANGULAR  $\pm 1^\circ$   
 TWO PLACE DECIMAL  $\pm .03$   
 THREE PLACE DECIMAL  $\pm .010$

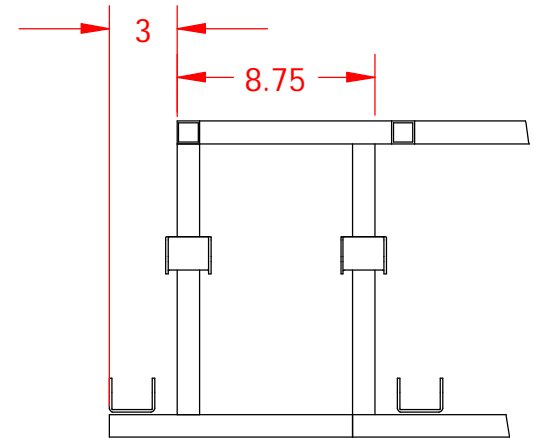
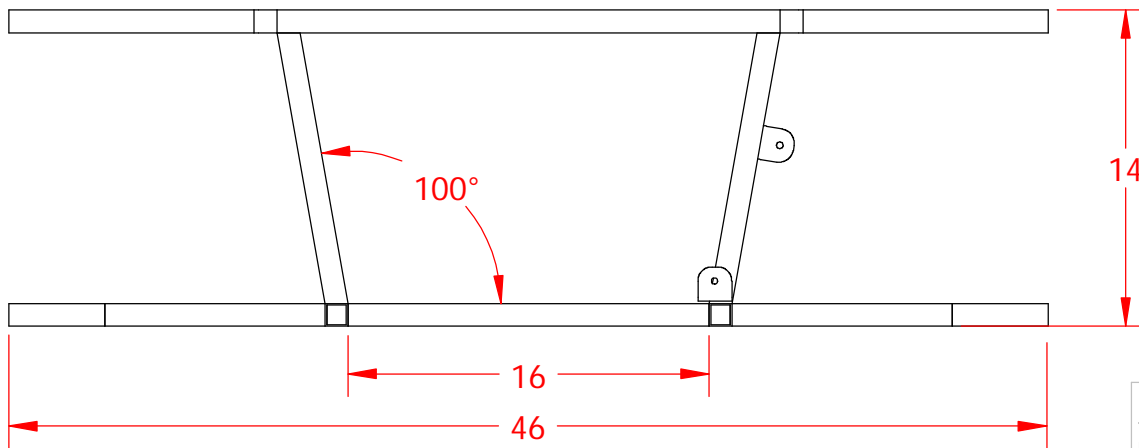
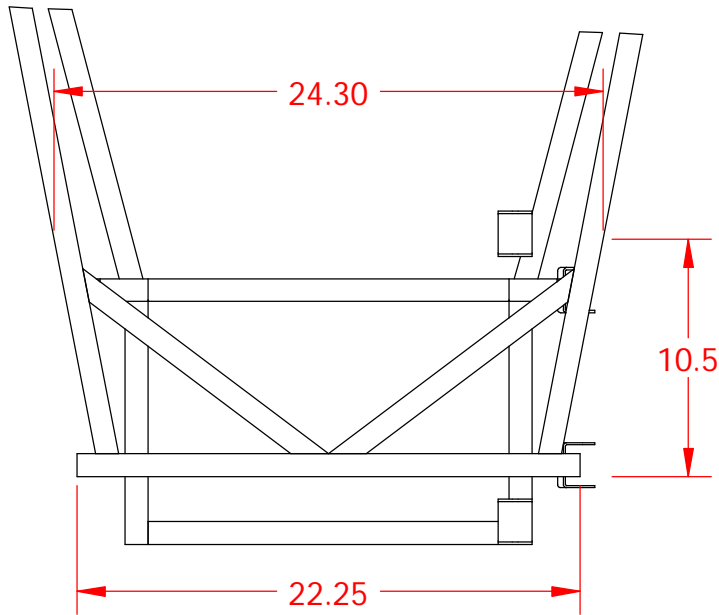
# COLLINS 7+241

## CHASSIS PLAN

**FOR EDUCATIONAL USE ONLY**  
 THE INFORMATION CONTAINED IN THIS DRAWING IS NOT INTENDED FOR USE IN THE CONSTRUCTION OR MANUFACTURE OF PARTS. THE INFORMATION IS PROVIDED WITHOUT WARRANTY FOR EDUCATIONAL REFERENCE ONLY.

MATERIAL  
 DO NOT SCALE DRAWING

SIZE <b>A</b>	DWG. NO. Chassis	REV.
SCALE:1:16	WEIGHT:	SHEET 2 OF 3



DIMENSIONS ARE IN INCHES  
 TOLERANCES:  
 FRACTIONAL  $\pm 1/32$   
 ANGULAR  $\pm 1^\circ$   
 TWO PLACE DECIMAL  $\pm .03$   
 THREE PLACE DECIMAL  $\pm .010$

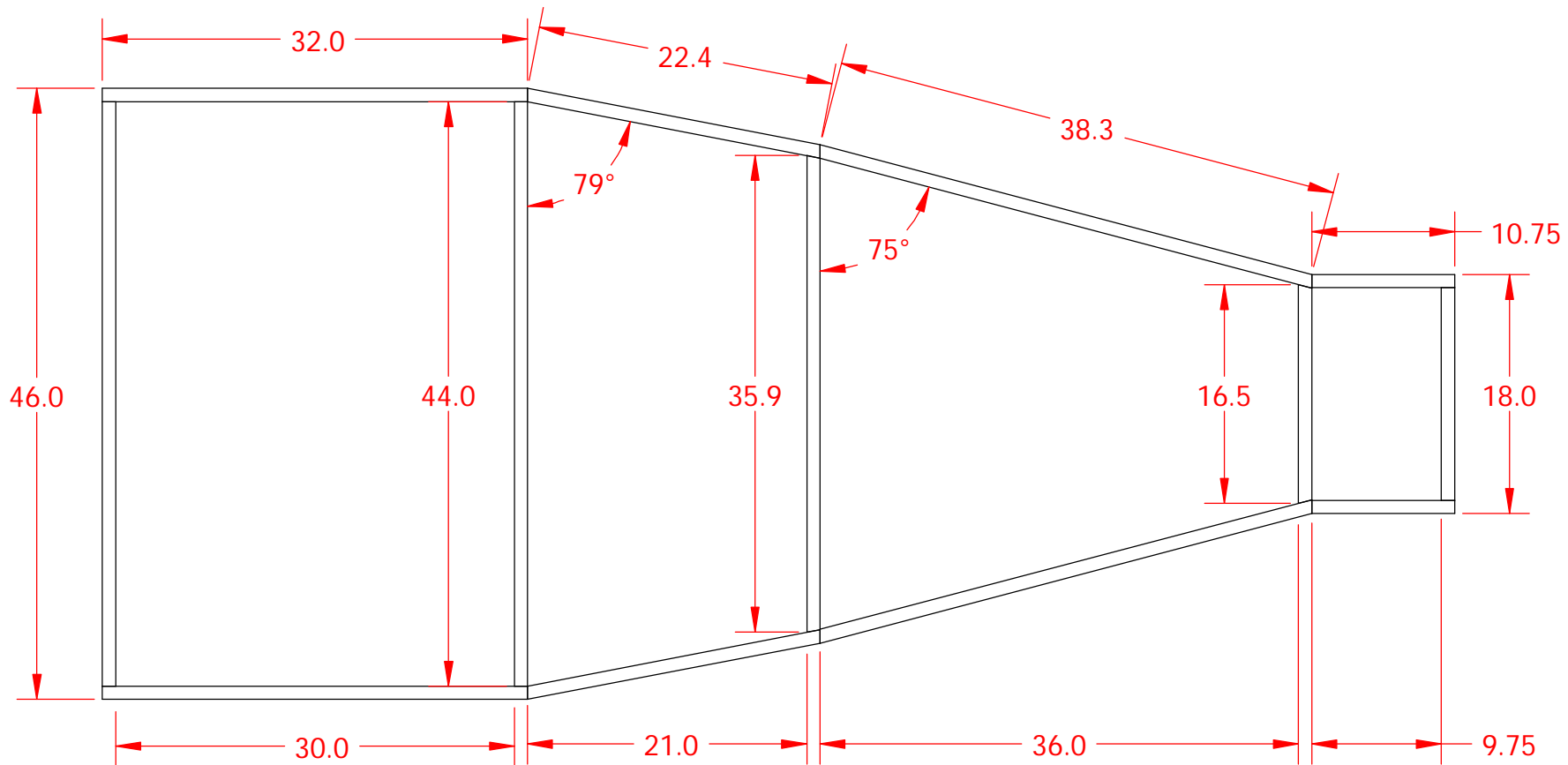
## COLLINS 7+341

### CHASSIS FRONT DETAIL

**FOR EDUCATIONAL USE ONLY**  
 THE INFORMATION CONTAINED IN THIS  
 DRAWING IS NOT INTENDED FOR USE IN  
 THE CONSTRUCTION OR MANUFACTURE  
 OF PARTS. THE INFORMATION IS PROVIDED  
 WITHOUT WARRANTY FOR EDUCATIONAL  
 REFERENCE ONLY.

MATERIAL  
 DO NOT SCALE DRAWING

SIZE <b>A</b>	DWG. NO. Chassis	REV.
SCALE:1:8	WEIGHT:	SHEET 3 OF 3



DIMENSIONS ARE IN INCHES  
 TOLERANCES:  
 FRACTIONAL  $\pm 1/32$   
 ANGULAR  $\pm 1^\circ$   
 TWO PLACE DECIMAL  $\pm .03$   
 THREE PLACE DECIMAL  $\pm .010$

**COLLINS 7+241**

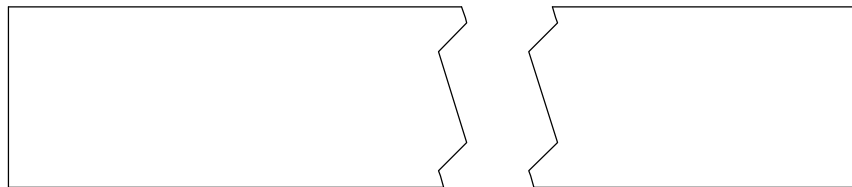
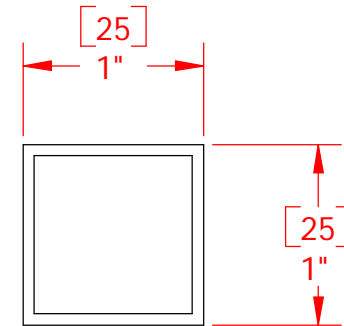
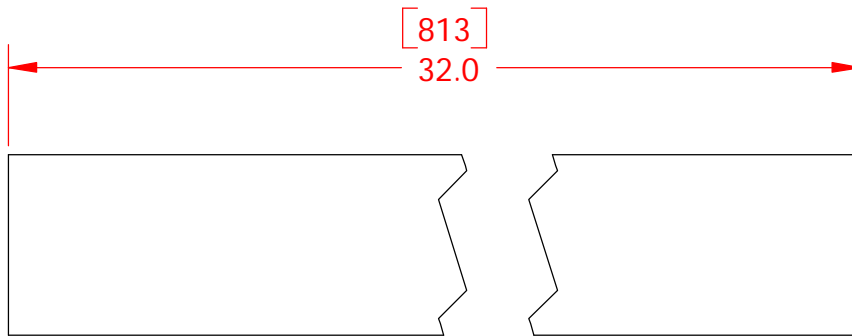
**BOTTOM RAIL  
 LAYOUT**

**FOR EDUCATIONAL USE ONLY**  
 THE INFORMATION CONTAINED IN THIS  
 DRAWING IS NOT INTENDED FOR USE IN  
 THE CONSTRUCTION OR MANUFACTURE  
 OF PARTS. THE INFORMATION IS PROVIDED  
 WITHOUT WARRANTY FOR EDUCATIONAL  
 REFERENCE ONLY.

MATERIAL

DO NOT SCALE DRAWING

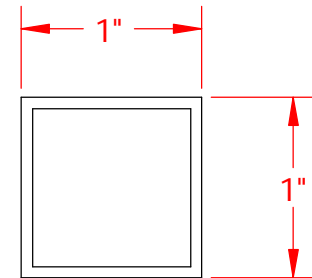
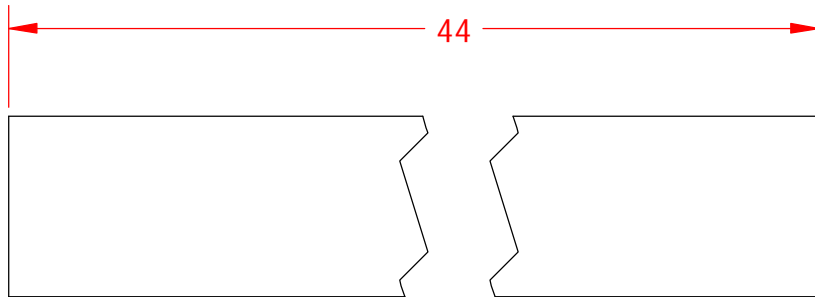
SIZE <b>A</b>	DWG. NO. Chassis	REV.
SCALE: 1:12	WEIGHT:	SHEET 1 OF 1



**FOR EDUCATIONAL USE ONLY**

THE INFORMATION CONTAINED IN THIS DRAWING IS NOT INTENDED FOR USE IN THE CONSTRUCTION OR MANUFACTURE OF PARTS. THE INFORMATION IS PROVIDED WITHOUT WARRANTY FOR EDUCATIONAL REFERENCE ONLY.

DIMENSIONS ARE IN INCHES TOLERANCES: FRACTIONAL $\pm 1/32$ ANGULAR $\pm 1^\circ$ TWO PLACE DECIMAL $\pm .03$ THREE PLACE DECIMAL $\pm .010$		<b>COLLINS 7+241</b>	
MATERIAL <b>STEEL - RHS</b> <b>1"x1", 16swg</b>		<b>COCKPIT BOTTOM</b> <b>SIDE RAIL</b> <b>(A1 &amp; A2)</b>	
SIZE <b>A</b>	DWG. NO. <b>A</b>	SCALE:1:1	REV.
DO NOT SCALE DRAWING		WEIGHT:	SHEET 1 OF 1

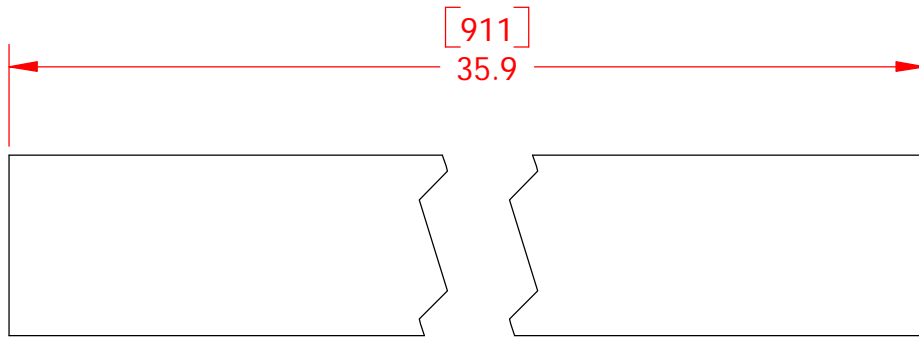
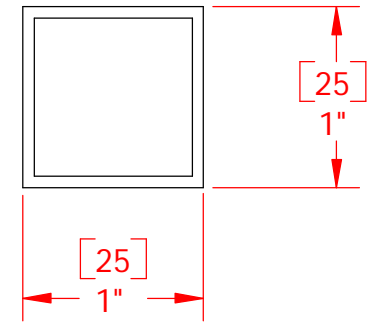
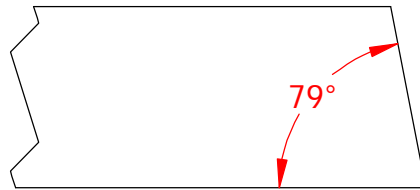
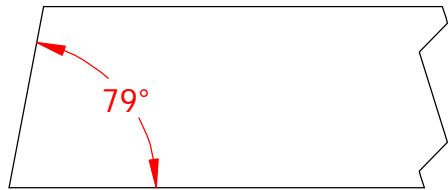


**FOR EDUCATIONAL USE ONLY**  
 THE INFORMATION CONTAINED IN THIS DRAWING IS NOT INTENDED FOR USE IN THE CONSTRUCTION OR MANUFACTURE OF PARTS. THE INFORMATION IS PROVIDED WITHOUT WARRANTY FOR EDUCATIONAL REFERENCE ONLY.

DIMENSIONS ARE IN INCHES  
 TOLERANCES:  
 FRACTIONAL  $\pm 1/32$   
 ANGULAR  $\pm 1^\circ$   
 TWO PLACE DECIMAL  $\pm .03$   
 THREE PLACE DECIMAL  $\pm .010$

MATERIAL  
 DO NOT SCALE DRAWING

<b>COLLINS 7+241</b>		
<b>COCKPIT BOTTOM CROSS RAIL (B1&amp;B2)</b>		
SIZE <b>A</b>	DWG. NO. <b>B1</b>	REV.
SCALE:1:1	WEIGHT:	SHEET 1 OF 1



**FOR EDUCATIONAL USE ONLY**

THE INFORMATION CONTAINED IN THIS DRAWING IS NOT INTENDED FOR USE IN THE CONSTRUCTION OR MANUFACTURE OF PARTS. THE INFORMATION IS PROVIDED WITHOUT WARRANTY FOR EDUCATIONAL REFERENCE ONLY.

DIMENSIONS ARE IN INCHES  
 TOLERANCES:  
 FRACTIONAL ± 1/32  
 ANGULAR ± 1°  
 TWO PLACE DECIMAL ± .03  
 THREE PLACE DECIMAL ± .010

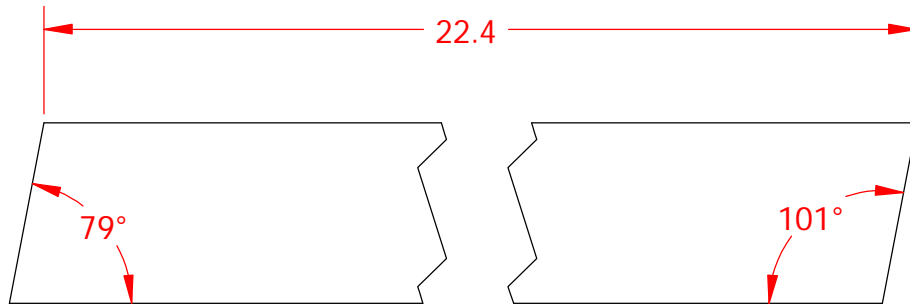
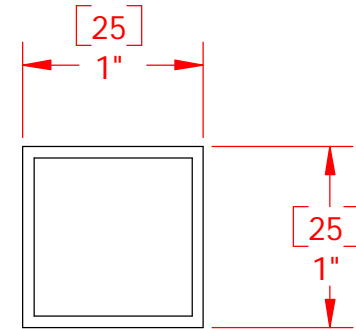
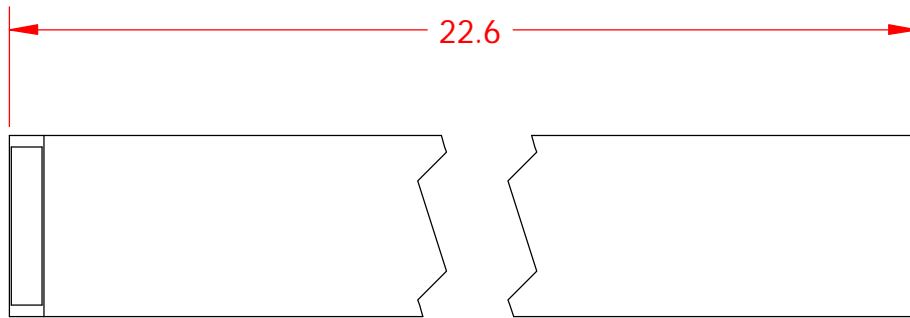
MATERIAL  
**STEEL - RHS**  
**1"x1", 16swg**

DO NOT SCALE DRAWING

**COLLINS 7+241**

**FRONT BULKHEAD  
 BOTTOM CROSS  
 RAIL (C)**

SIZE <b>A</b>	DWG. NO. <b>C</b>	REV.
SCALE:1:1	WEIGHT:	SHEET 1 OF 1



**FOR EDUCATIONAL USE ONLY**

THE INFORMATION CONTAINED IN THIS DRAWING IS NOT INTENDED FOR USE IN THE CONSTRUCTION OR MANUFACTURE OF PARTS. THE INFORMATION IS PROVIDED WITHOUT WARRANTY FOR EDUCATIONAL REFERENCE ONLY.

DIMENSIONS ARE IN INCHES  
 TOLERANCES:  
 FRACTIONAL  $\pm 1/32$   
 ANGULAR  $\pm 1^\circ$   
 TWO PLACE DECIMAL  $\pm .03$   
 THREE PLACE DECIMAL  $\pm .010$

MATERIAL  
**STEEL - RHS**  
**1"x1", 16swg**

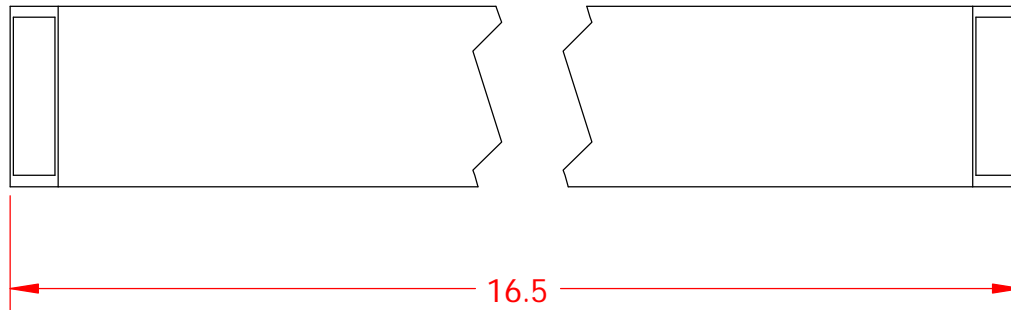
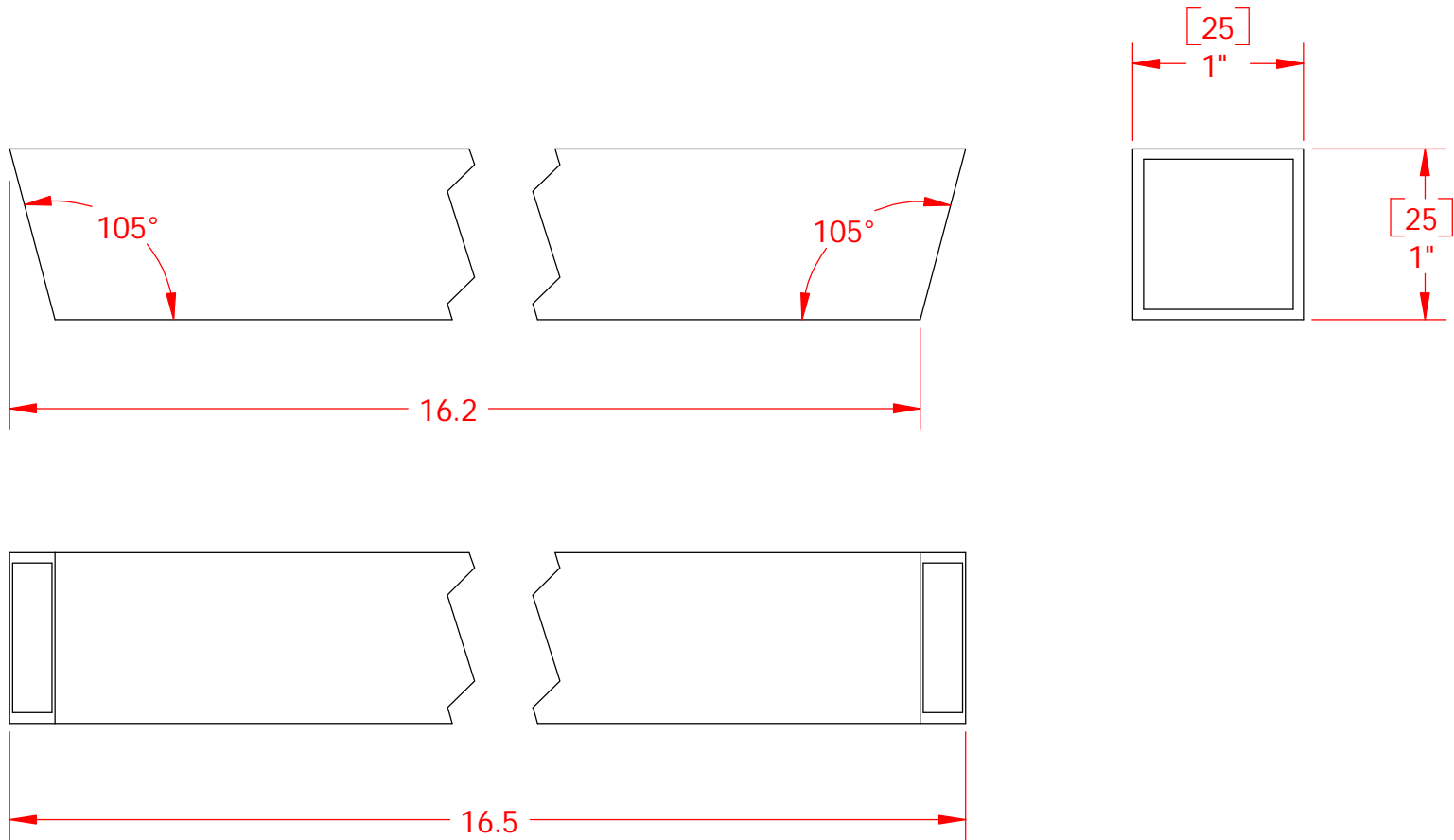
DO NOT SCALE DRAWING

**COLLINS 7+241**

**COCKPIT BOTTOM**  
**FRONT SIDE RAIL**  
**(D1 & D2)**

SIZE	DWG. NO.	REV.
<b>A</b>	<b>D</b>	
SCALE:1:1	WEIGHT:	SHEET 1 OF 1



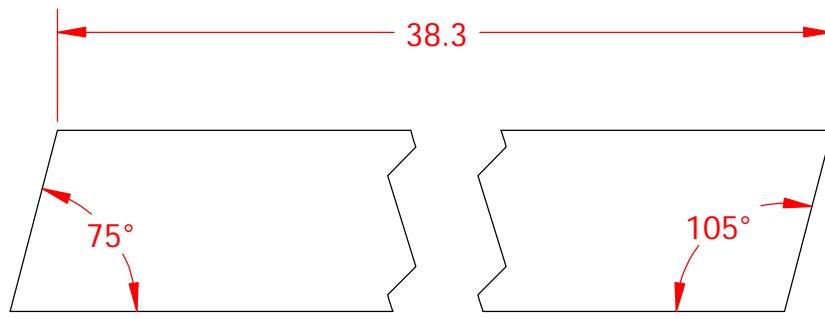
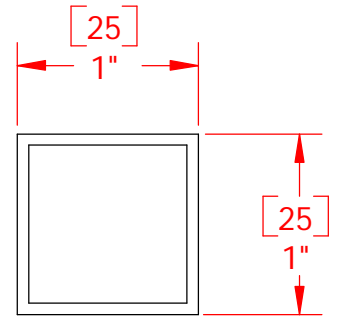
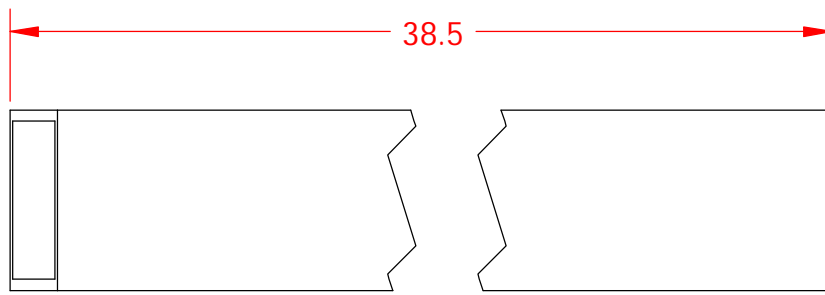


DIMENSIONS ARE IN INCHES  
 TOLERANCES:  
 FRACTIONAL  $\pm 1/32$   
 ANGULAR  $\pm 1^\circ$   
 TWO PLACE DECIMAL  $\pm .03$   
 THREE PLACE DECIMAL  $\pm .010$

**FOR EDUCATIONAL USE ONLY**  
 THE INFORMATION CONTAINED IN THIS DRAWING IS NOT INTENDED FOR USE IN THE CONSTRUCTION OR MANUFACTURE OF PARTS. THE INFORMATION IS PROVIDED WITHOUT WARRANTY FOR EDUCATIONAL REFERENCE ONLY.

MATERIAL  
**STEEL - RHS**  
**1"x1", 16swg**  
 DO NOT SCALE DRAWING

<b>COLLINS 7+241</b>		
<b>FRONT ENGINE BAY BOTTOM CROSS RAIL (E)</b>		
SIZE <b>A</b>	DWG. NO. <b>E</b>	REV.
SCALE:1:1	WEIGHT:	SHEET 1 OF 1



DIMENSIONS ARE IN INCHES  
 TOLERANCES:  
 FRACTIONAL  $\pm 1/32$   
 ANGULAR  $\pm 1^\circ$   
 TWO PLACE DECIMAL  $\pm .03$   
 THREE PLACE DECIMAL  $\pm .010$

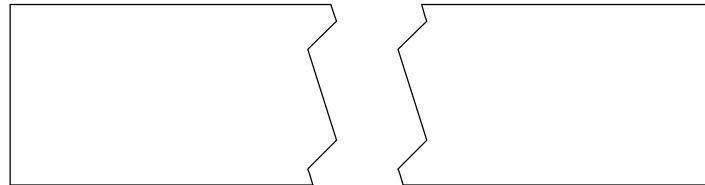
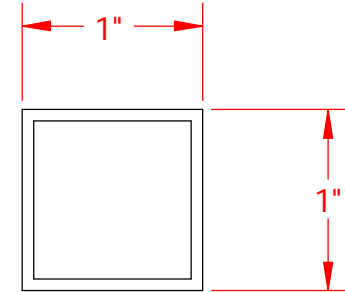
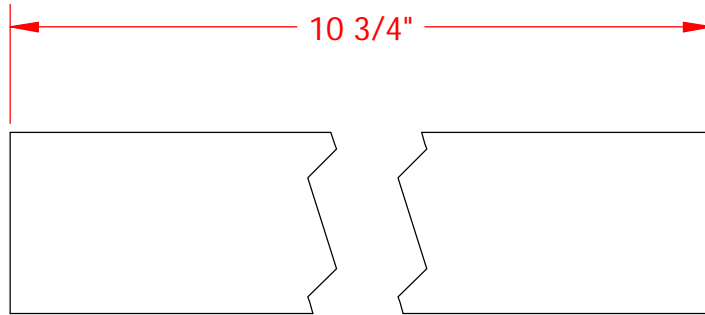
**COLLINS 7+241**  
**ENGINE BAY**  
**BOTTOM SIDE RAIL**  
**(F1 & F2)**

**FOR EDUCATIONAL USE ONLY**  
 THE INFORMATION CONTAINED IN THIS DRAWING IS NOT INTENDED FOR USE IN THE CONSTRUCTION OR MANUFACTURE OF PARTS. THE INFORMATION IS PROVIDED WITHOUT WARRANTY FOR EDUCATIONAL REFERENCE ONLY.

MATERIAL  
**STEEL - RHS**  
**1"x1", 16swg**

DO NOT SCALE DRAWING

SIZE <b>A</b>	DWG. NO. <b>F</b>	REV.
SCALE:1:1	WEIGHT:	SHEET 1 OF 1



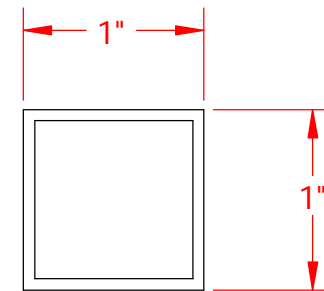
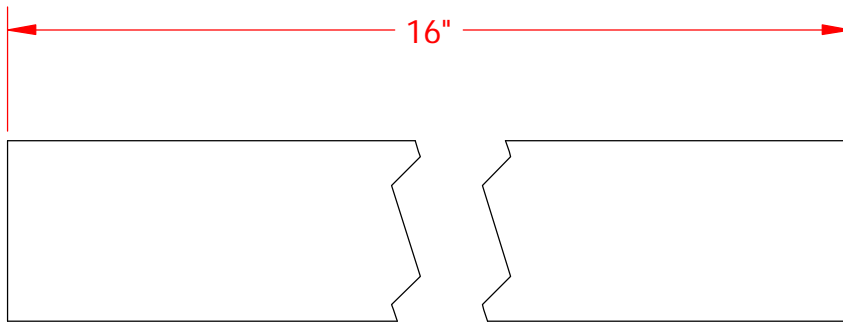
**FOR EDUCATIONAL USE ONLY**

THE INFORMATION CONTAINED IN THIS DRAWING IS NOT INTENDED FOR USE IN THE CONSTRUCTION OR MANUFACTURE OF PARTS. THE INFORMATION IS PROVIDED WITHOUT WARRANTY FOR EDUCATIONAL REFERENCE ONLY.

DIMENSIONS ARE IN INCHES  
 TOLERANCES:  
 FRACTIONAL  $\pm 1/32$   
 ANGULAR  $\pm 1^\circ$   
 TWO PLACE DECIMAL  $\pm .03$   
 THREE PLACE DECIMAL  $\pm .010$

MATERIAL  
**STEEL - RHS**  
**1"x1", 16swg**  
 DO NOT SCALE DRAWING

<b>COLLINS 7+241</b>		
<b>FRONT END BOTTOM SIDE RAILS (FX1 &amp; FX2)</b>		
SIZE <b>A</b>	DWG. NO. <b>FX</b>	REV.
SCALE:1:1	WEIGHT:	SHEET 1 OF 1

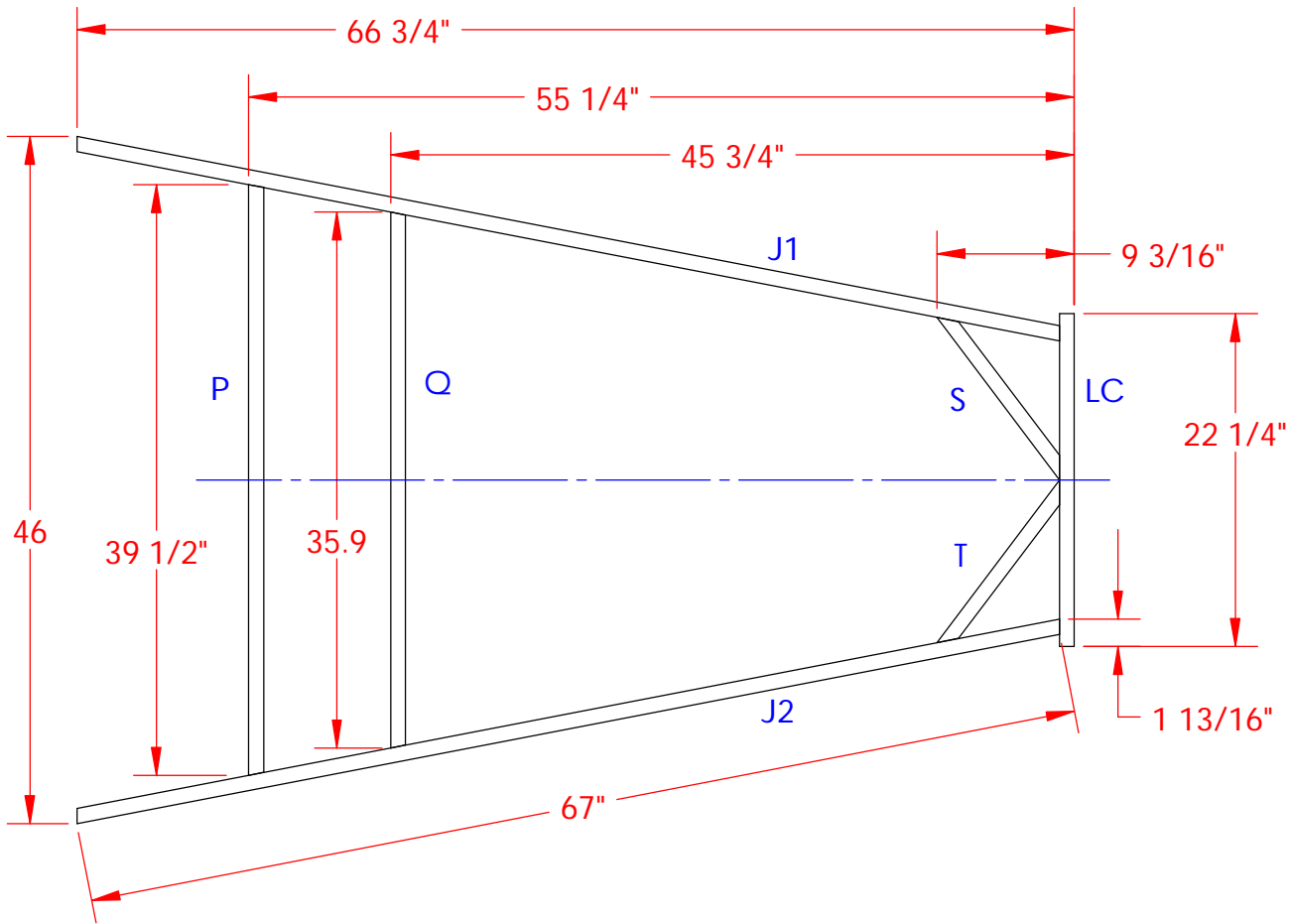


**FOR EDUCATIONAL USE ONLY**  
 THE INFORMATION CONTAINED IN THIS DRAWING IS NOT INTENDED FOR USE IN THE CONSTRUCTION OR MANUFACTURE OF PARTS. THE INFORMATION IS PROVIDED WITHOUT WARRANTY FOR EDUCATIONAL REFERENCE ONLY.

DIMENSIONS ARE IN INCHES  
 TOLERANCES:  
 FRACTIONAL  $\pm 1/32$   
 ANGULAR  $\pm 1^\circ$   
 TWO PLACE DECIMAL  $\pm .03$   
 THREE PLACE DECIMAL  $\pm .010$

MATERIAL  
**STEEL - RHS**  
**1"x1", 16swg**  
 DO NOT SCALE DRAWING

<b>COLLINS 7+241</b>			
<b>FRONT END BOTTOM CROSS RAIL (LD)</b>			
SIZE <b>A</b>	DWG. NO. <b>LD</b>	REV.	
SCALE:1:1	WEIGHT:	SHEET 1 OF 1	



DIMENSIONS ARE IN INCHES  
 TOLERANCES:  
 FRACTIONAL  $\pm 1/32$   
 ANGULAR  $\pm 1^\circ$   
 TWO PLACE DECIMAL  $\pm .03$   
 THREE PLACE DECIMAL  $\pm .010$

**COLLINS 7+241**

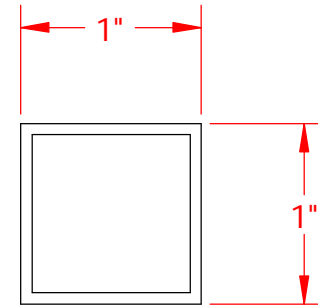
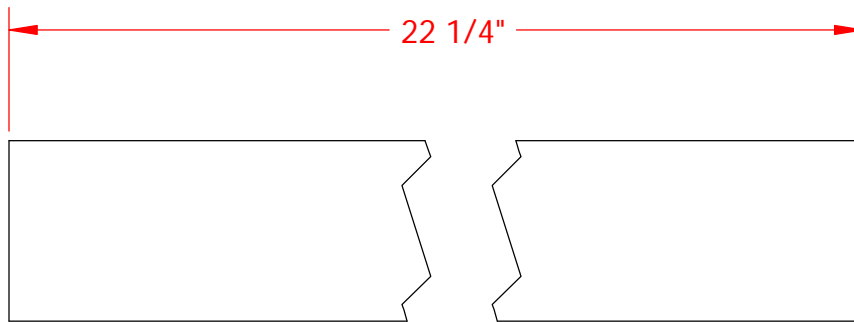
**TOP RAIL LAYOUT**

**FOR EDUCATIONAL USE ONLY**  
 THE INFORMATION CONTAINED IN THIS DRAWING IS NOT INTENDED FOR USE IN THE CONSTRUCTION OR MANUFACTURE OF PARTS. THE INFORMATION IS PROVIDED WITHOUT WARRANTY FOR EDUCATIONAL REFERENCE ONLY.

MATERIAL  
**STEEL - RHS**  
**1"x1", 16swg**

DO NOT SCALE DRAWING

SIZE <b>A</b>	DWG. NO. <b>Chassis</b>	REV.
SCALE:1:12	WEIGHT:	SHEET 1 OF 1



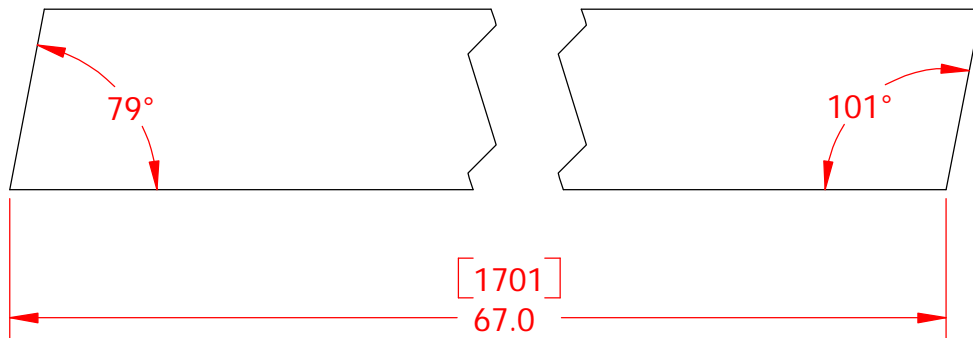
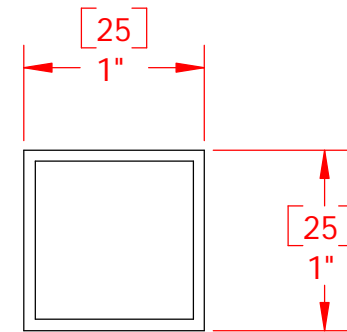
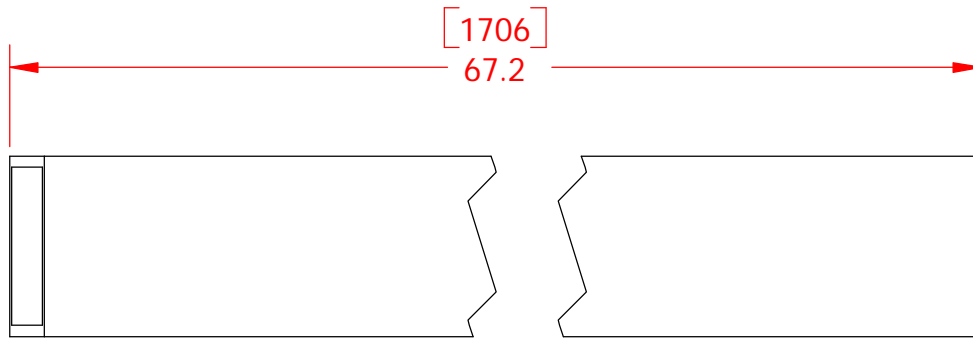
DIMENSIONS ARE IN INCHES  
 TOLERANCES:  
 FRACTIONAL  $\pm 1/32$   
 ANGULAR  $\pm 1^\circ$   
 TWO PLACE DECIMAL  $\pm .03$   
 THREE PLACE DECIMAL  $\pm .010$

**COLLINS 7+241**  
**FRONT END**  
**TOP CROSS RAIL**  
**(LC)**

**FOR EDUCATIONAL USE ONLY**  
 THE INFORMATION CONTAINED IN THIS  
 DRAWING IS NOT INTENDED FOR USE IN  
 THE CONSTRUCTION OR MANUFACTURE  
 OF PARTS. THE INFORMATION IS PROVIDED  
 WITHOUT WARRANTY FOR EDUCATIONAL  
 REFERENCE ONLY.

MATERIAL  
**STEEL - RHS**  
**1"x1", 16swg**  
 DO NOT SCALE DRAWING

SIZE <b>A</b>	DWG. NO. <b>LC</b>	REV.
SCALE:1:1	WEIGHT:	SHEET 1 OF 1



DIMENSIONS ARE IN INCHES  
 TOLERANCES:  
 FRACTIONAL  $\pm 1/32$   
 ANGULAR  $\pm 1^\circ$   
 TWO PLACE DECIMAL  $\pm .03$   
 THREE PLACE DECIMAL  $\pm .010$

**COLLINS 7+241**

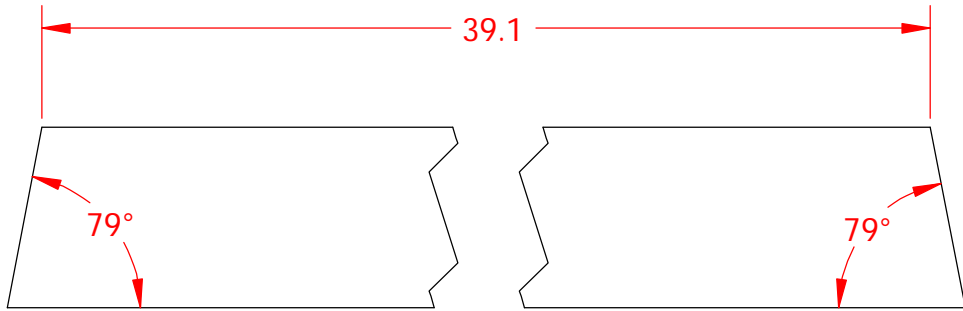
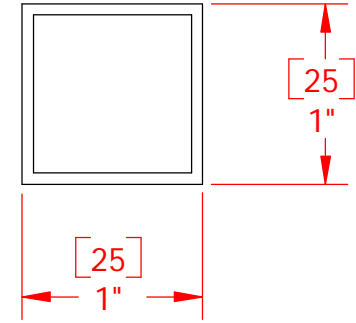
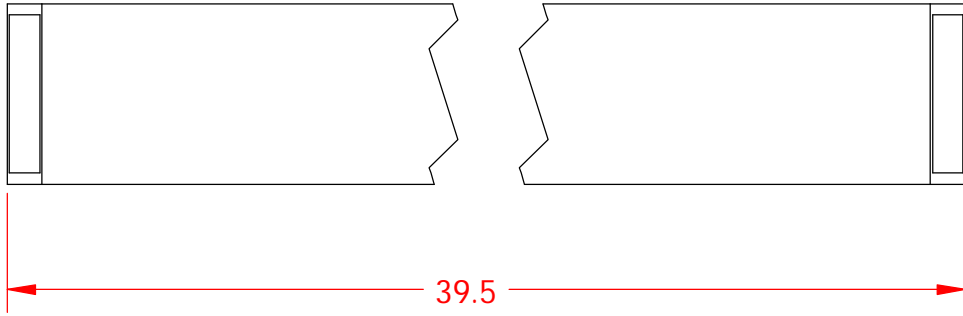
**TOP FRONT  
 SIDE RAIL  
 (J1 & J2)**

**FOR EDUCATIONAL USE ONLY**  
 THE INFORMATION CONTAINED IN THIS DRAWING IS NOT INTENDED FOR USE IN THE CONSTRUCTION OR MANUFACTURE OF PARTS. THE INFORMATION IS PROVIDED WITHOUT WARRANTY FOR EDUCATIONAL REFERENCE ONLY.

MATERIAL  
**STEEL - RHS  
 1"x1", 16swg**

DO NOT SCALE DRAWING

SIZE <b>A</b>	DWG. NO. <b>J</b>	REV.
SCALE:1:1	WEIGHT:	SHEET 1 OF 1



DIMENSIONS ARE IN INCHES  
 TOLERANCES:  
 FRACTIONAL  $\pm 1/32$   
 ANGULAR  $\pm 1^\circ$   
 TWO PLACE DECIMAL  $\pm .03$   
 THREE PLACE DECIMAL  $\pm .010$

**COLLINS 7+241**

**SCUTTLE SUPPORT  
 CROSS RAIL  
 (P)**

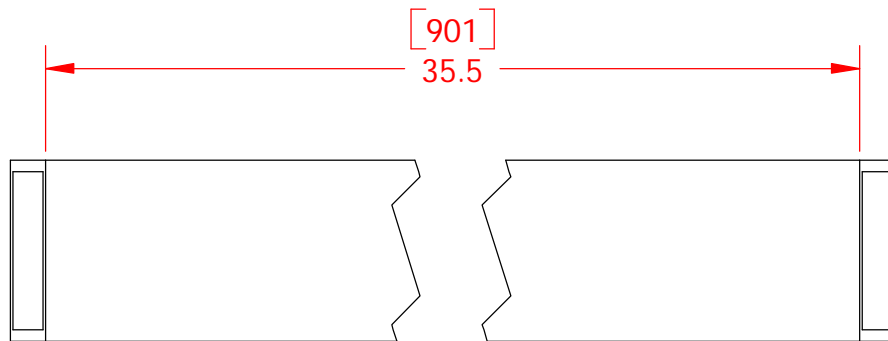
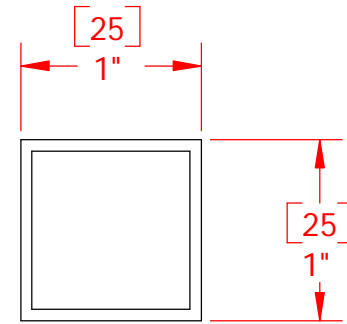
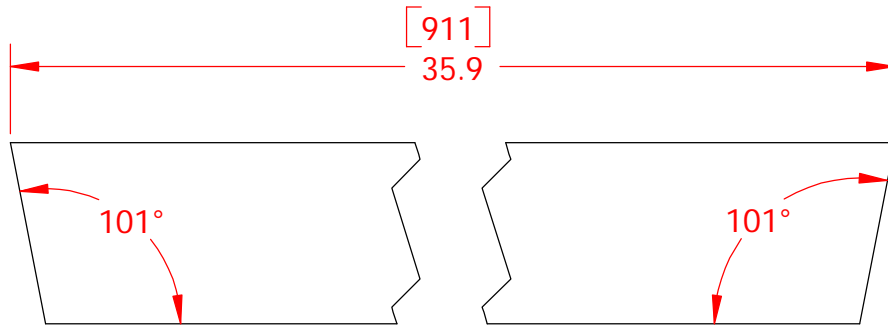
**FOR EDUCATIONAL USE ONLY**  
 THE INFORMATION CONTAINED IN THIS  
 DRAWING IS NOT INTENDED FOR USE IN  
 THE CONSTRUCTION OR MANUFACTURE  
 OF PARTS. THE INFORMATION IS PROVIDED  
 WITHOUT WARRANTY FOR EDUCATIONAL  
 REFERENCE ONLY.

MATERIAL  
**STEEL - RHS  
 1"x1", 16swg**

DO NOT SCALE DRAWING

SIZE <b>A</b>	DWG. NO. <b>P</b>	REV.
SCALE:1:1	WEIGHT:	SHEET 1 OF 1



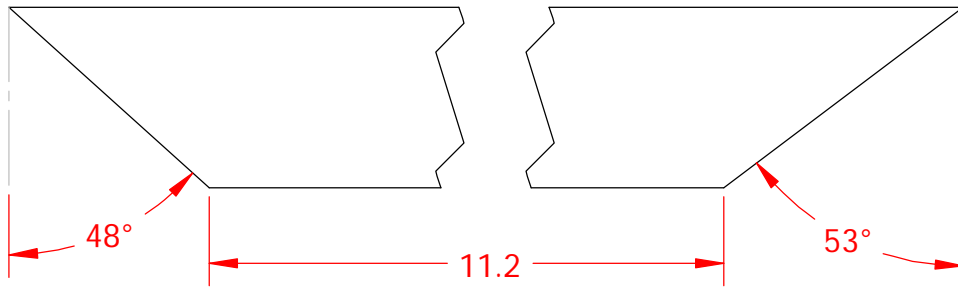
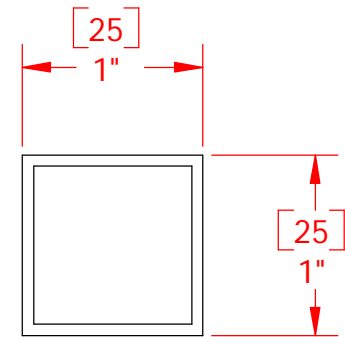
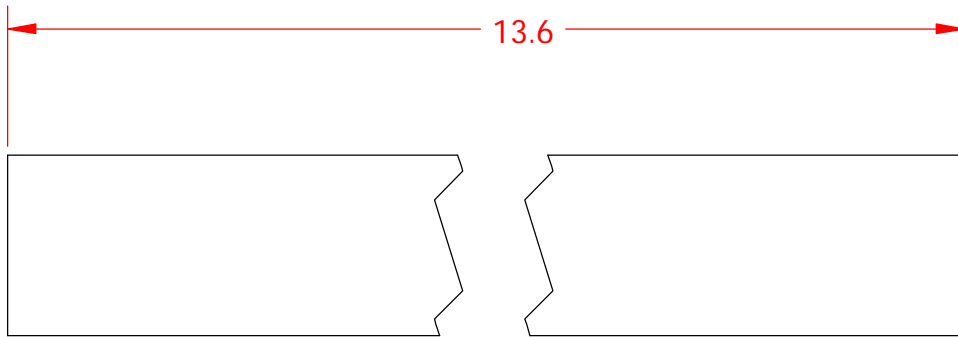


DIMENSIONS ARE IN INCHES  
 TOLERANCES:  
 FRACTIONAL ± 1/32  
 ANGULAR ± 1°  
 TWO PLACE DECIMAL ± .03  
 THREE PLACE DECIMAL ± .010

**FOR EDUCATIONAL USE ONLY**  
 THE INFORMATION CONTAINED IN THIS DRAWING IS NOT INTENDED FOR USE IN THE CONSTRUCTION OR MANUFACTURE OF PARTS. THE INFORMATION IS PROVIDED WITHOUT WARRANTY FOR EDUCATIONAL REFERENCE ONLY.

MATERIAL  
**STEEL - RHS**  
**1"x1", 16swg**  
 DO NOT SCALE DRAWING

<b>COLLINS 7+241</b>		
<b>FRONT BULKHEAD TOP CROSS RAIL (Q)</b>		
SIZE <b>A</b>	DWG. NO. <b>Q</b>	REV.
SCALE:1:1	WEIGHT:	SHEET 1 OF 1



DIMENSIONS ARE IN INCHES  
 TOLERANCES:  
 FRACTIONAL  $\pm 1/32$   
 ANGULAR  $\pm 1^\circ$   
 TWO PLACE DECIMAL  $\pm .03$   
 THREE PLACE DECIMAL  $\pm .010$

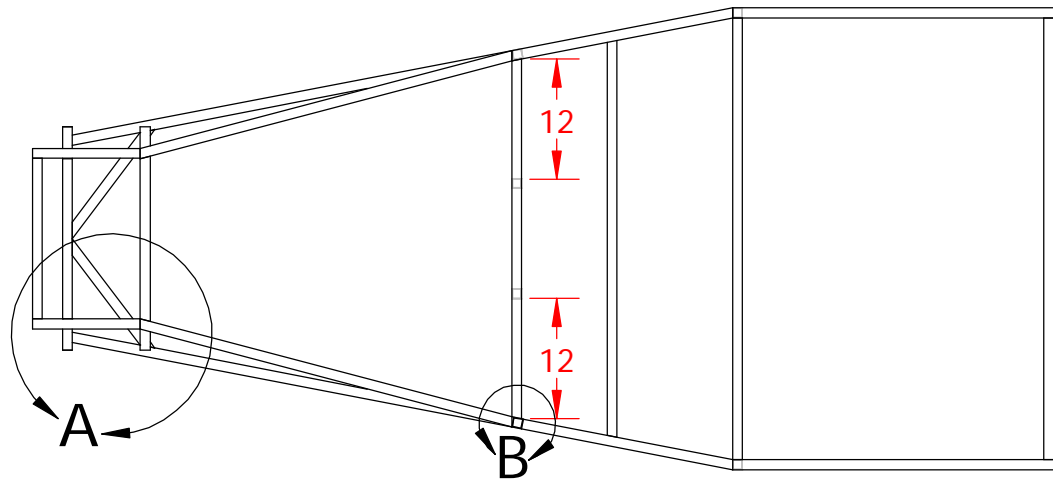
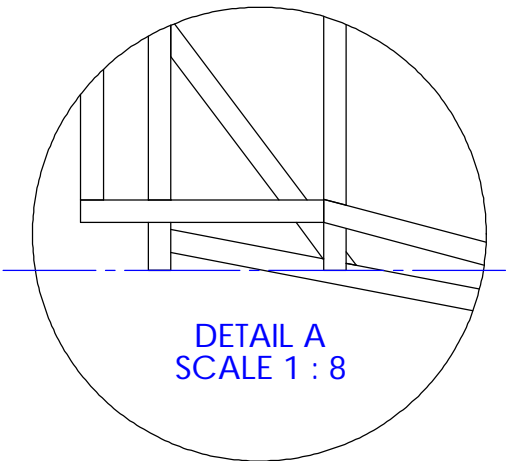
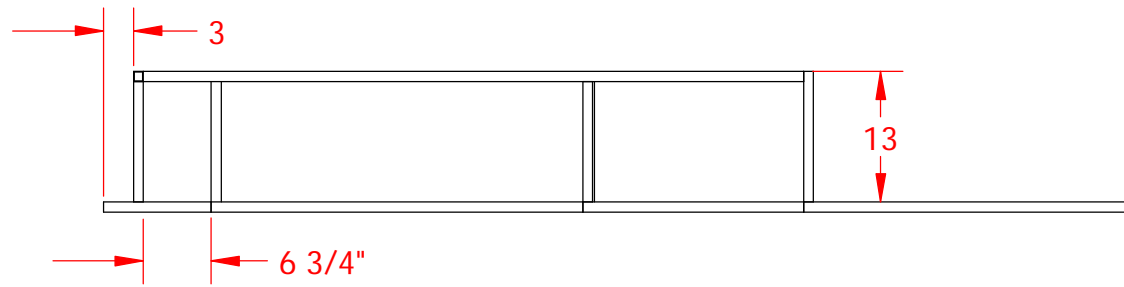
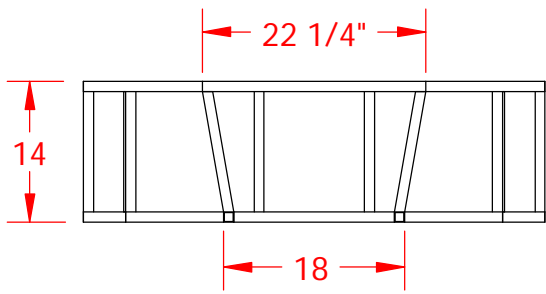
**COLLINS 7+241**

**FRONT DIAGONAL  
 STRENGTH MEMBER  
 (S & T)**

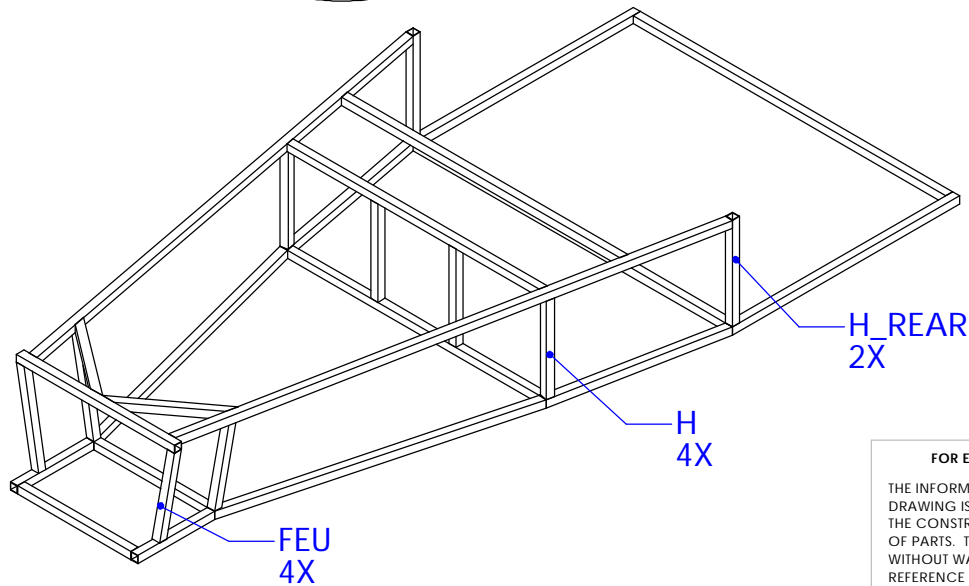
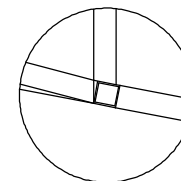
**FOR EDUCATIONAL USE ONLY**  
 THE INFORMATION CONTAINED IN THIS  
 DRAWING IS NOT INTENDED FOR USE IN  
 THE CONSTRUCTION OR MANUFACTURE  
 OF PARTS. THE INFORMATION IS PROVIDED  
 WITHOUT WARRANTY FOR EDUCATIONAL  
 REFERENCE ONLY.

MATERIAL  
**STEEL - RHS  
 1"x1", 16swg**  
 DO NOT SCALE DRAWING

SIZE <b>A</b>	DWG. NO. S_T	REV.
SCALE:1:1	WEIGHT:	SHEET 1 OF 1



NOTE: D2 HIDDEN FOR CLARITY IN BOTTOM VIEW



DIMENSIONS ARE IN INCHES  
TOLERANCES:  
FRACTIONAL  $\pm 1/32$   
ANGULAR  $\pm 1^\circ$   
TWO PLACE DECIMAL  $\pm .03$   
THREE PLACE DECIMAL  $\pm .010$

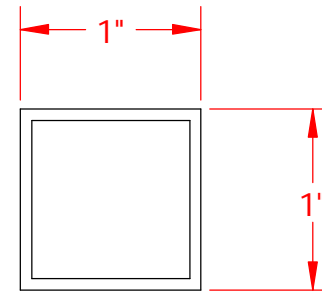
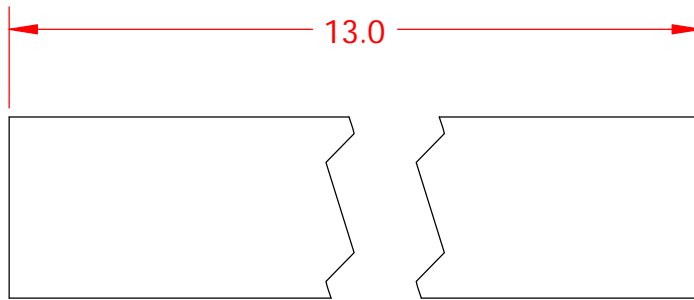
**COLLINS 7+241**

**FRONT UPRIGHT LAYOUT**

**FOR EDUCATIONAL USE ONLY**  
THE INFORMATION CONTAINED IN THIS DRAWING IS NOT INTENDED FOR USE IN THE CONSTRUCTION OR MANUFACTURE OF PARTS. THE INFORMATION IS PROVIDED WITHOUT WARRANTY FOR EDUCATIONAL REFERENCE ONLY.

MATERIAL  
**STEEL - RHS**  
**1"x1", 16swg**  
DO NOT SCALE DRAWING

SIZE <b>A</b>	DWG. NO. Chassis	REV.
SCALE: 1:18	WEIGHT:	SHEET 1 OF 1



**FOR EDUCATIONAL USE ONLY**  
 THE INFORMATION CONTAINED IN THIS DRAWING IS NOT INTENDED FOR USE IN THE CONSTRUCTION OR MANUFACTURE OF PARTS. THE INFORMATION IS PROVIDED WITHOUT WARRANTY FOR EDUCATIONAL REFERENCE ONLY.

DIMENSIONS ARE IN INCHES  
 TOLERANCES:  
 FRACTIONAL  $\pm 1/32$   
 ANGULAR  $\pm 1^\circ$   
 TWO PLACE DECIMAL  $\pm .03$   
 THREE PLACE DECIMAL  $\pm .010$

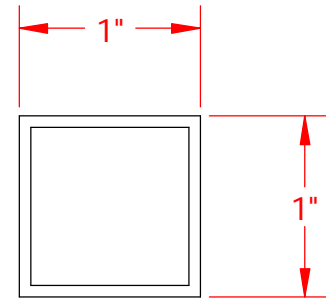
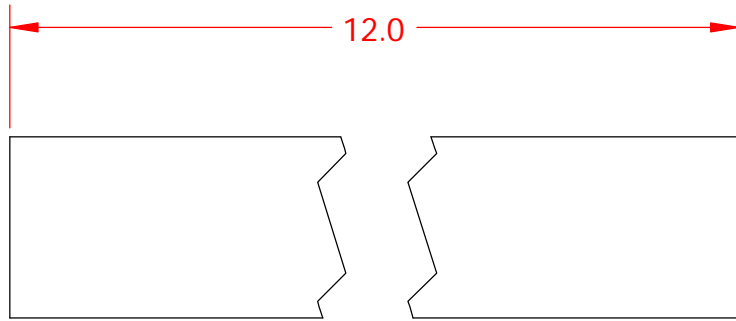
MATERIAL  
**STEEL - RHS**  
**1"x1", 16swg**

DO NOT SCALE DRAWING

**COLLINS 7+241**

**REAR CENTER UPRIGHT (H\_REAR)**

SIZE <b>A</b>	DWG. NO. H_rear	REV.
SCALE:1:1	WEIGHT:	SHEET 1 OF 1



**FOR EDUCATIONAL USE ONLY**

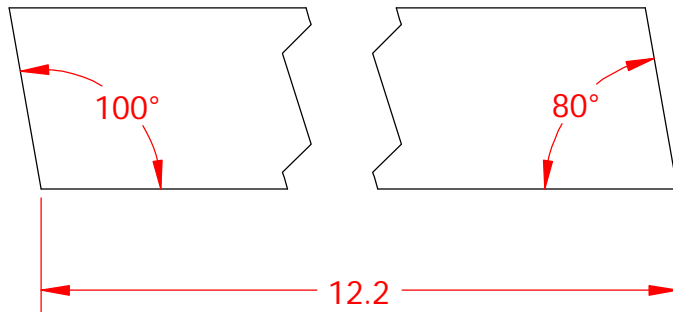
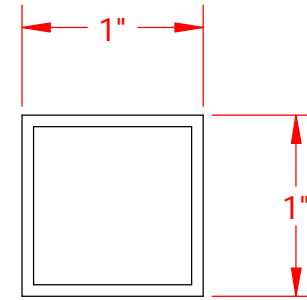
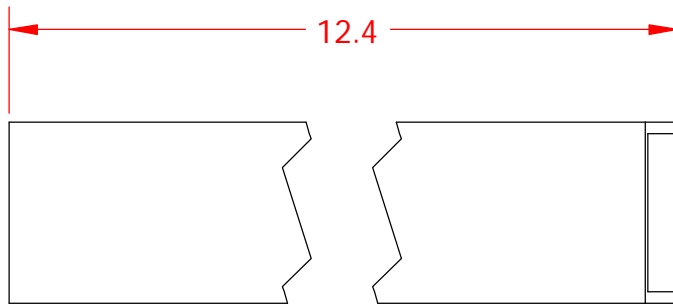
THE INFORMATION CONTAINED IN THIS DRAWING IS NOT INTENDED FOR USE IN THE CONSTRUCTION OR MANUFACTURE OF PARTS. THE INFORMATION IS PROVIDED WITHOUT WARRANTY FOR EDUCATIONAL REFERENCE ONLY.

DIMENSIONS ARE IN INCHES  
 TOLERANCES:  
 FRACTIONAL  $\pm 1/32$   
 ANGULAR  $\pm 1^\circ$   
 TWO PLACE DECIMAL  $\pm .03$   
 THREE PLACE DECIMAL  $\pm .010$

MATERIAL  
**STEEL - RHS**  
**1"x1", 16swg**

DO NOT SCALE DRAWING

<b>COLLINS 7+241</b>		
<b>FRONT CENTER UPRIGHT (H)</b>		
SIZE <b>A</b>	DWG. NO. H_front	REV.
SCALE:1:1	WEIGHT:	SHEET 1 OF 1



DIMENSIONS ARE IN INCHES  
 TOLERANCES:  
 FRACTIONAL  $\pm 1/32$   
 ANGULAR  $\pm 1^\circ$   
 TWO PLACE DECIMAL  $\pm .03$   
 THREE PLACE DECIMAL  $\pm .010$

### COLLINS 7+241

### FRONT END UPRIGHTS (FEU)

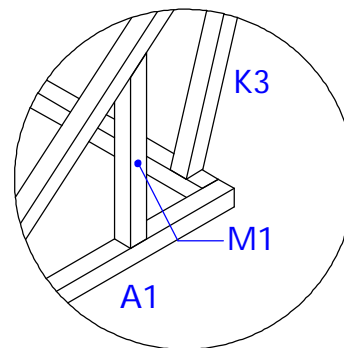
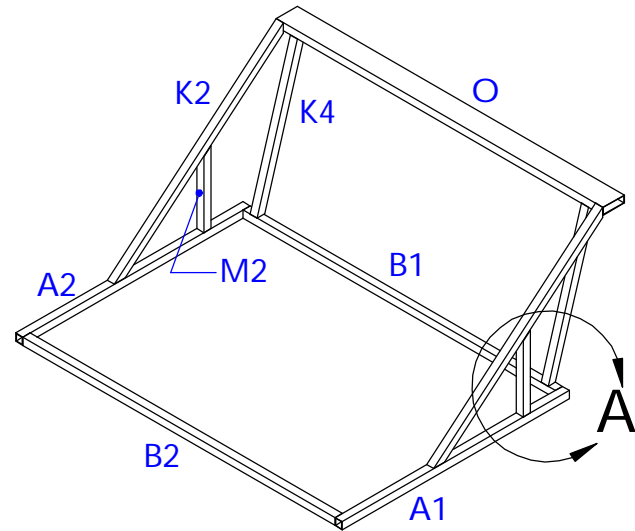
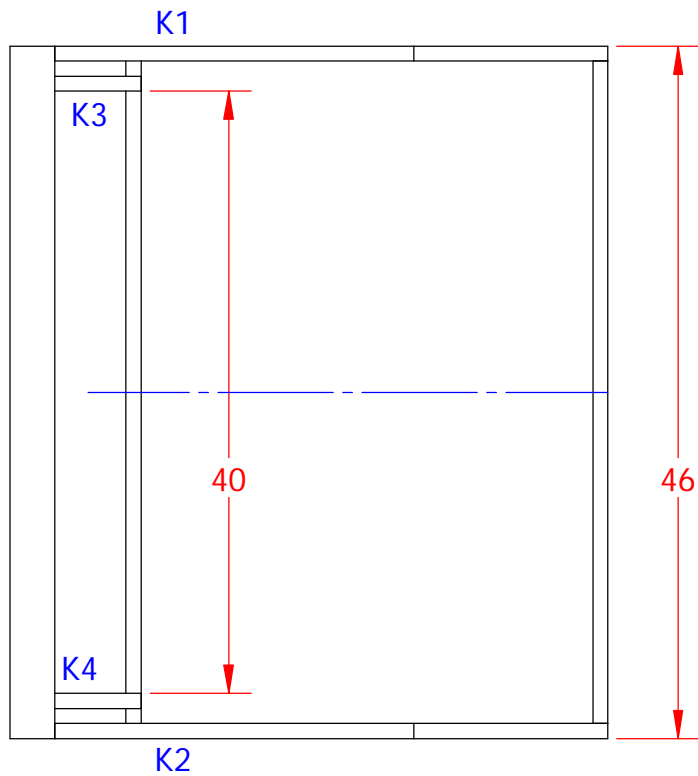
MATERIAL  
**STEEL - RHS**  
**1"x1", 16swg**

SIZE <b>A</b>	DWG. NO. <b>FEU</b>	REV.
------------------	------------------------	------

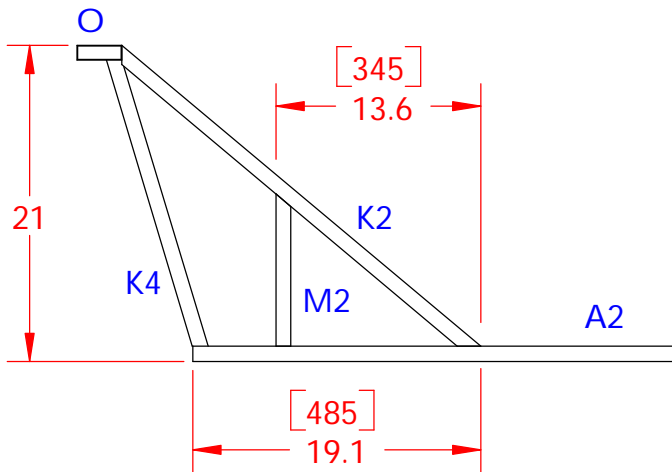
DO NOT SCALE DRAWING

SCALE:1:1	WEIGHT:	SHEET 1 OF 1
-----------	---------	--------------

**FOR EDUCATIONAL USE ONLY**  
 THE INFORMATION CONTAINED IN THIS  
 DRAWING IS NOT INTENDED FOR USE IN  
 THE CONSTRUCTION OR MANUFACTURE  
 OF PARTS. THE INFORMATION IS PROVIDED  
 WITHOUT WARRANTY FOR EDUCATIONAL  
 REFERENCE ONLY.



DETAIL A  
SCALE 1 : 8



DIMENSIONS ARE IN INCHES  
TOLERANCES:  
FRACTIONAL  $\pm 1/32$   
ANGULAR  $\pm 1^\circ$   
TWO PLACE DECIMAL  $\pm .03$   
THREE PLACE DECIMAL  $\pm .010$

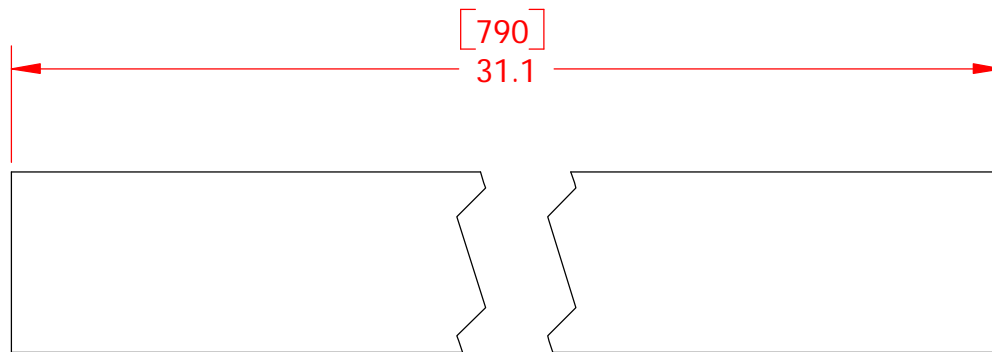
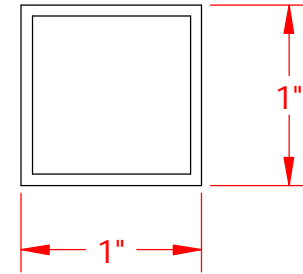
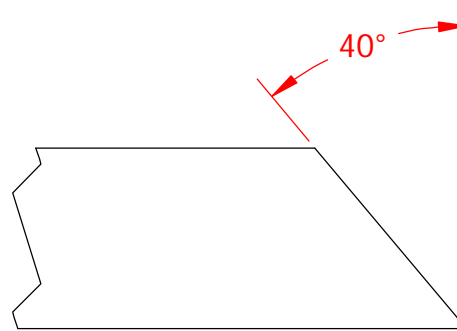
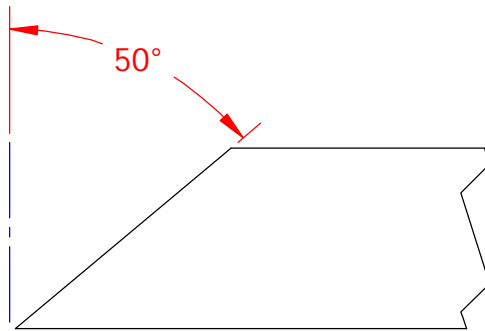
## COLLINS 7+241

### REAR BULKHEAD SIDE RAIL LAYOUT

**FOR EDUCATIONAL USE ONLY**  
THE INFORMATION CONTAINED IN THIS DRAWING IS NOT INTENDED FOR USE IN THE CONSTRUCTION OR MANUFACTURE OF PARTS. THE INFORMATION IS PROVIDED WITHOUT WARRANTY FOR EDUCATIONAL REFERENCE ONLY.

MATERIAL  
  
DO NOT SCALE DRAWING

SIZE <b>A</b>	DWG. NO. Chassis	REV.
SCALE:1:12	WEIGHT:	SHEET 1 OF 1



DIMENSIONS ARE IN INCHES  
 TOLERANCES:  
 FRACTIONAL  $\pm 1/32$   
 ANGULAR  $\pm 1^\circ$   
 TWO PLACE DECIMAL  $\pm .03$   
 THREE PLACE DECIMAL  $\pm .010$

MATERIAL  
**STEEL - RHS**  
**1"x1", 16swg**

DO NOT SCALE DRAWING

**COLLINS 7+241**  
**REAR BULKHEAD**  
**SIDE MEMBER**  
**(K1 & K2)**

SIZE **A** DWG. NO. **K1\_2**

SCALE:1:1

WEIGHT:

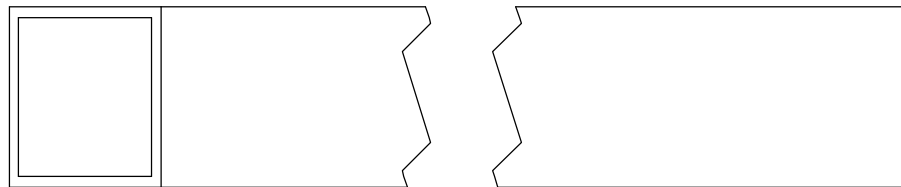
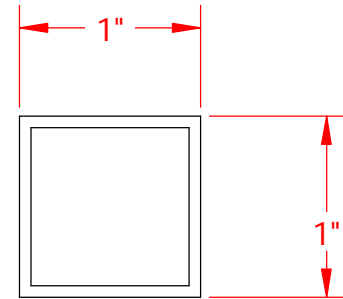
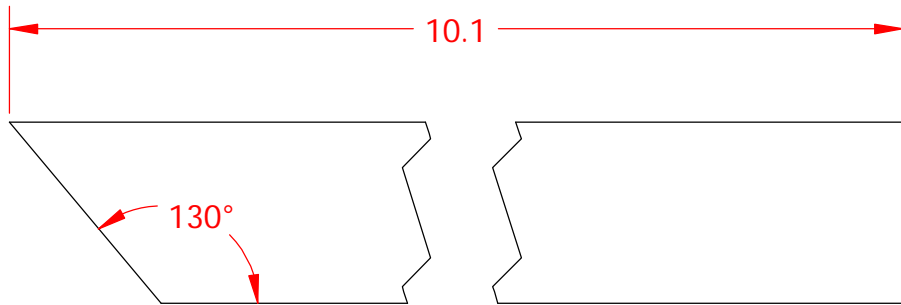
REV.

SHEET 1 OF 1

**FOR EDUCATIONAL USE ONLY**

THE INFORMATION CONTAINED IN THIS DRAWING IS NOT INTENDED FOR USE IN THE CONSTRUCTION OR MANUFACTURE OF PARTS. THE INFORMATION IS PROVIDED WITHOUT WARRANTY FOR EDUCATIONAL REFERENCE ONLY.






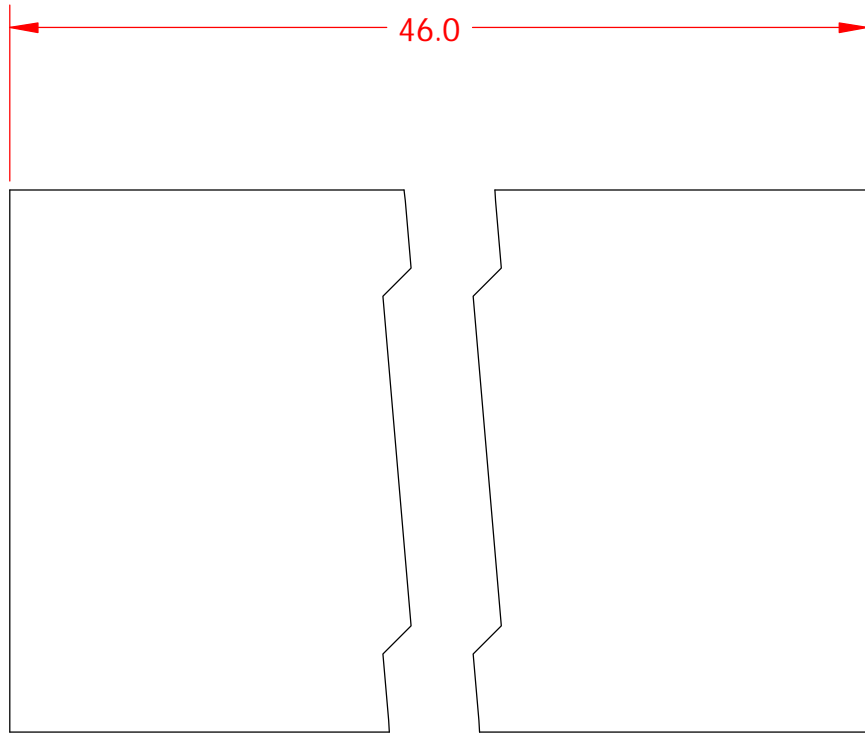
**FOR EDUCATIONAL USE ONLY**  
 THE INFORMATION CONTAINED IN THIS DRAWING IS NOT INTENDED FOR USE IN THE CONSTRUCTION OR MANUFACTURE OF PARTS. THE INFORMATION IS PROVIDED WITHOUT WARRANTY FOR EDUCATIONAL REFERENCE ONLY.

DIMENSIONS ARE IN INCHES  
 TOLERANCES:  
 FRACTIONAL  $\pm 1/32$   
 ANGULAR  $\pm 1^\circ$   
 TWO PLACE DECIMAL  $\pm .03$   
 THREE PLACE DECIMAL  $\pm .010$

MATERIAL  
**STEEL - RHS**  
**1"x1", 16swg**

DO NOT SCALE DRAWING

<b>COLLINS 7+241</b>		
<b>REAR BULKHEAD UPRIGHT SUPPORT (M1 &amp; M2)</b>		
SIZE <b>A</b>	DWG. NO. <b>M</b>	REV.
SCALE:1:1	WEIGHT:	SHEET 1 OF 1



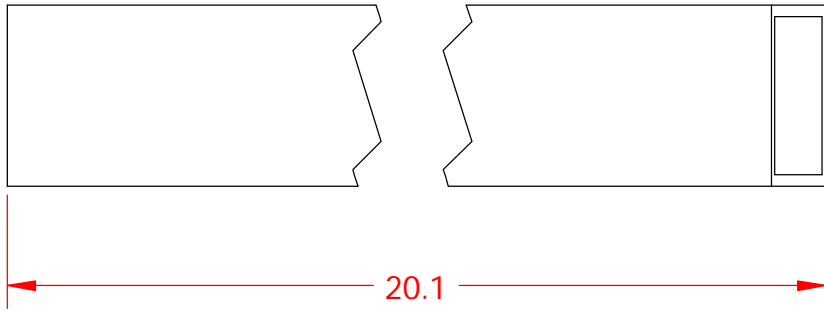
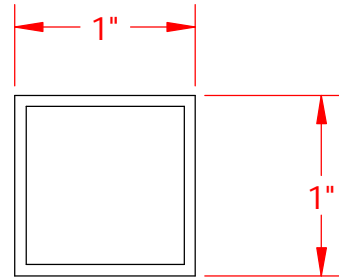
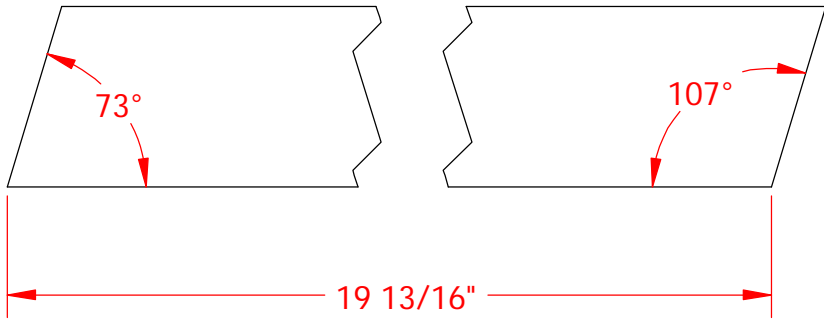
DIMENSIONS ARE IN INCHES  
 TOLERANCES:  
 FRACTIONAL  $\pm 1/32$   
 ANGULAR  $\pm 1^\circ$   
 TWO PLACE DECIMAL  $\pm .03$   
 THREE PLACE DECIMAL  $\pm .010$

**COLLINS 7+241**  
**REAR BULKHEAD**  
**TOP CROSS RAIL**  
**(O)**

**FOR EDUCATIONAL USE ONLY**  
 THE INFORMATION CONTAINED IN THIS DRAWING IS NOT INTENDED FOR USE IN THE CONSTRUCTION OR MANUFACTURE OF PARTS. THE INFORMATION IS PROVIDED WITHOUT WARRANTY FOR EDUCATIONAL REFERENCE ONLY.

MATERIAL  
**STEEL - RHS**  
**1"x3", 16swg**  
 DO NOT SCALE DRAWING

SIZE <b>A</b>	DWG. NO. <b>O</b>	REV.
SCALE:1:1	WEIGHT:	SHEET 1 OF 1



**FOR EDUCATIONAL USE ONLY**

THE INFORMATION CONTAINED IN THIS DRAWING IS NOT INTENDED FOR USE IN THE CONSTRUCTION OR MANUFACTURE OF PARTS. THE INFORMATION IS PROVIDED WITHOUT WARRANTY FOR EDUCATIONAL REFERENCE ONLY.

DIMENSIONS ARE IN INCHES  
 TOLERANCES:  
 FRACTIONAL ± 1/32  
 ANGULAR ± 1°  
 TWO PLACE DECIMAL ± .03  
 THREE PLACE DECIMAL ± .010

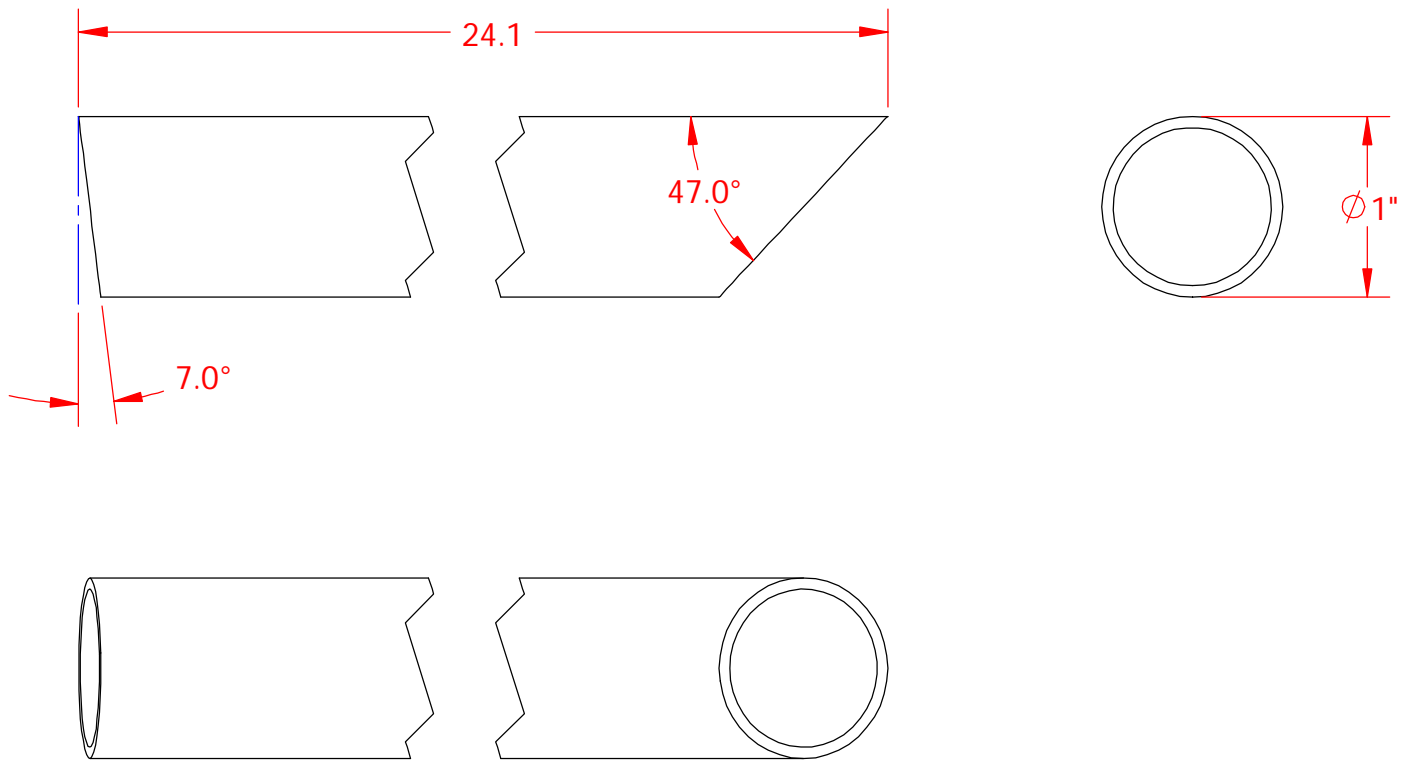
MATERIAL  
**STEEL - RHS**  
**1"x1", 16swg**

DO NOT SCALE DRAWING

**COLLINS 7+241**

**REAR BULKHEAD TOP CROSS RAIL SUPPORT (K3 & K4)**

SIZE <b>A</b>	DWG. NO. <b>K3_4</b>	REV.
SCALE:1:1	WEIGHT:	SHEET 1 OF 1



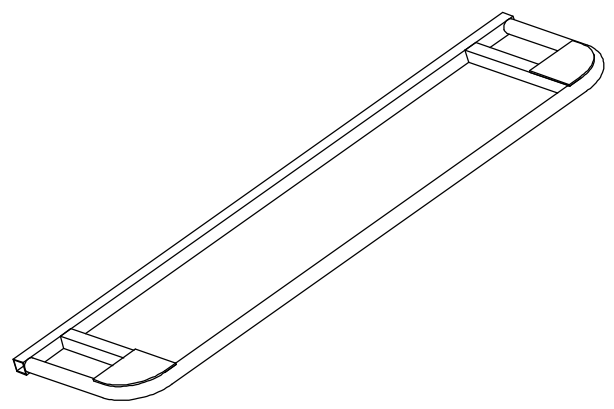
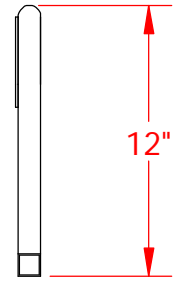
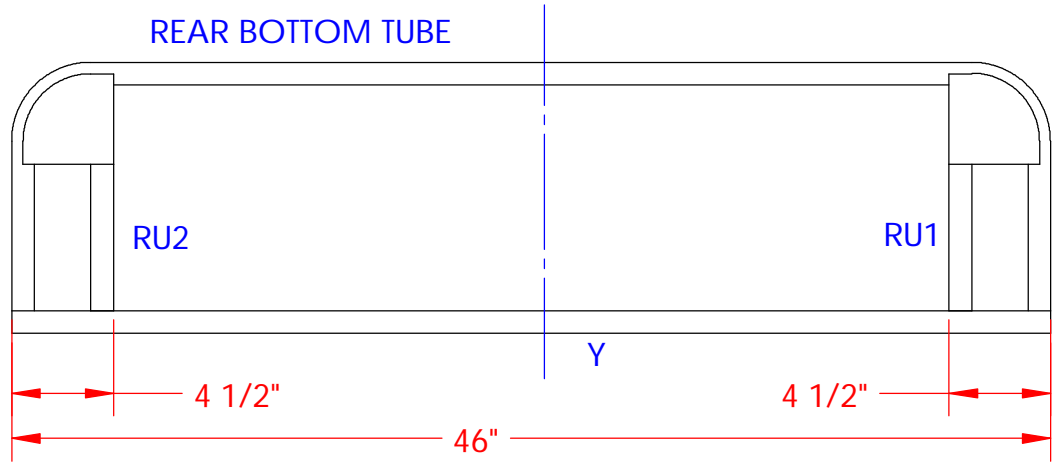
**FOR EDUCATIONAL USE ONLY**  
 THE INFORMATION CONTAINED IN THIS DRAWING IS NOT INTENDED FOR USE IN THE CONSTRUCTION OR MANUFACTURE OF PARTS. THE INFORMATION IS PROVIDED WITHOUT WARRANTY FOR EDUCATIONAL REFERENCE ONLY.

DIMENSIONS ARE IN INCHES  
 TOLERANCES:  
 FRACTIONAL ± 1/32  
 ANGULAR ± 1°  
 TWO PLACE DECIMAL ± .03  
 THREE PLACE DECIMAL ± .010

MATERIAL  
**1" OD x .065" STEEL DOM**

DO NOT SCALE DRAWING

<b>COLLINS 7+241</b>		
<b>COCKPIT TOP SIDE RAIL (N1/2)</b>		
SIZE <b>A</b>	DWG. NO. <b>N</b>	REV.
SCALE:1:1	WEIGHT:	SHEET 1 OF 1



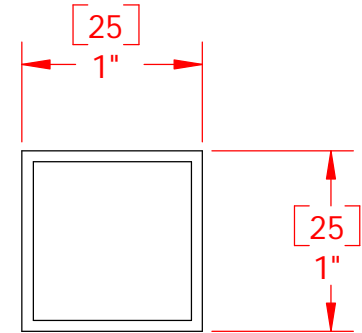
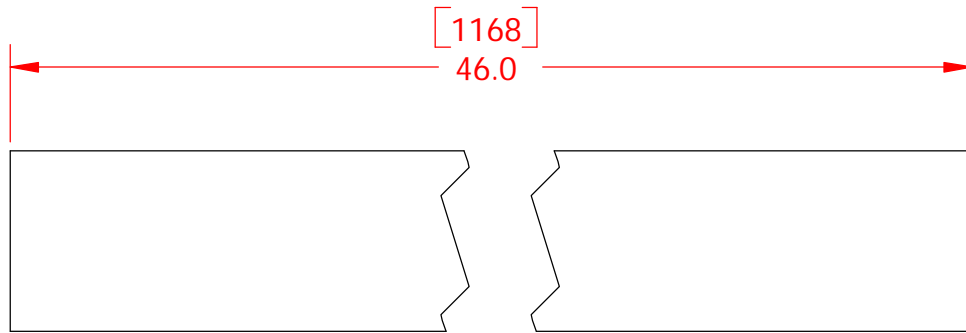
**FOR EDUCATIONAL USE ONLY**  
 THE INFORMATION CONTAINED IN THIS DRAWING IS NOT INTENDED FOR USE IN THE CONSTRUCTION OR MANUFACTURE OF PARTS. THE INFORMATION IS PROVIDED WITHOUT WARRANTY FOR EDUCATIONAL REFERENCE ONLY.

DIMENSIONS ARE IN INCHES  
 TOLERANCES:  
 FRACTIONAL  $\pm 1/32$   
 ANGULAR  $\pm 1^\circ$   
 TWO PLACE DECIMAL  $\pm .03$   
 THREE PLACE DECIMAL  $\pm .010$

MATERIAL STEEL - RHS  
 1"x1" - 16swg,  
 $\varnothing 3/4"$  TUBE

DO NOT SCALE DRAWING

<b>COLLINS 7+241</b>			
<b>REAR END BOTTOM ASSEMBLY</b>			
SIZE <b>A</b>	DWG. NO.	Chassis	
SCALE:1:1	WEIGHT:	SHEET 1 OF 1	
			REV.



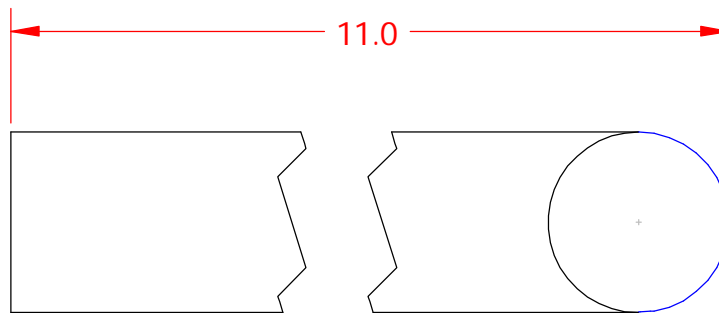
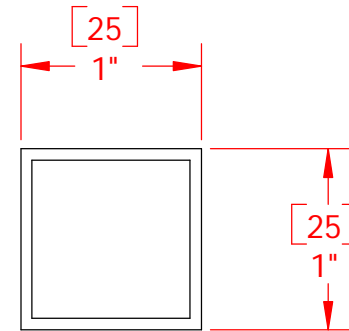
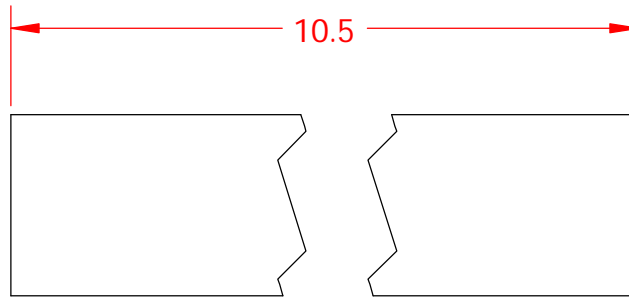
**FOR EDUCATIONAL USE ONLY**  
 THE INFORMATION CONTAINED IN THIS DRAWING IS NOT INTENDED FOR USE IN THE CONSTRUCTION OR MANUFACTURE OF PARTS. THE INFORMATION IS PROVIDED WITHOUT WARRANTY FOR EDUCATIONAL REFERENCE ONLY.

DIMENSIONS ARE IN INCHES  
 TOLERANCES:  
 FRACTIONAL ± 1/32  
 ANGULAR ± 1°  
 TWO PLACE DECIMAL ± .03  
 THREE PLACE DECIMAL ± .010

MATERIAL  
**STEEL - RHS**  
**1"x1", 16swg**  
 DO NOT SCALE DRAWING

**COLLINS 7+241**  
**REAREND BOTTOM**  
**INNER CROSS RAIL**  
**(Y)**

SIZE <b>A</b>	DWG. NO. Y	REV.
SCALE:1:1	WEIGHT:	SHEET 1 OF 1

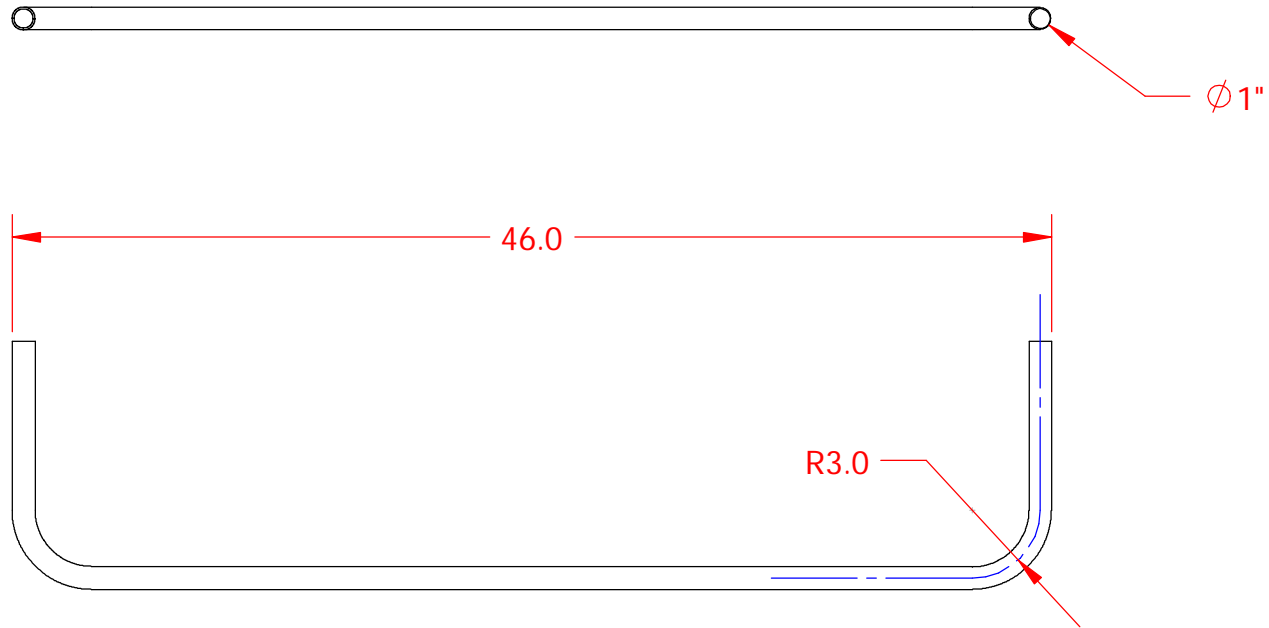


DIMENSIONS ARE IN INCHES  
 TOLERANCES:  
 FRACTIONAL  $\pm 1/32$   
 ANGULAR  $\pm 1^\circ$   
 TWO PLACE DECIMAL  $\pm .03$   
 THREE PLACE DECIMAL  $\pm .010$

**FOR EDUCATIONAL USE ONLY**  
 THE INFORMATION CONTAINED IN THIS DRAWING IS NOT INTENDED FOR USE IN THE CONSTRUCTION OR MANUFACTURE OF PARTS. THE INFORMATION IS PROVIDED WITHOUT WARRANTY FOR EDUCATIONAL REFERENCE ONLY.

MATERIAL  
**STEEL - RHS**  
**1"x1", 16swg**  
 DO NOT SCALE DRAWING

<b>COLLINS 7+241</b>		
<b>REAR END BOTTOM SIDE RAIL (RU1 &amp; RU2)</b>		
SIZE <b>A</b>	DWG. NO. <b>RU</b>	REV.
SCALE:1:1	WEIGHT:	SHEET 1 OF 1



**FOR EDUCATIONAL USE ONLY**  
 THE INFORMATION CONTAINED IN THIS DRAWING IS NOT INTENDED FOR USE IN THE CONSTRUCTION OR MANUFACTURE OF PARTS. THE INFORMATION IS PROVIDED WITHOUT WARRANTY FOR EDUCATIONAL REFERENCE ONLY.

DIMENSIONS ARE IN INCHES  
 TOLERANCES:  
 FRACTIONAL  $\pm 1/32$   
 ANGULAR  $\pm 1^\circ$   
 TWO PLACE DECIMAL  $\pm .03$   
 THREE PLACE DECIMAL  $\pm .010$

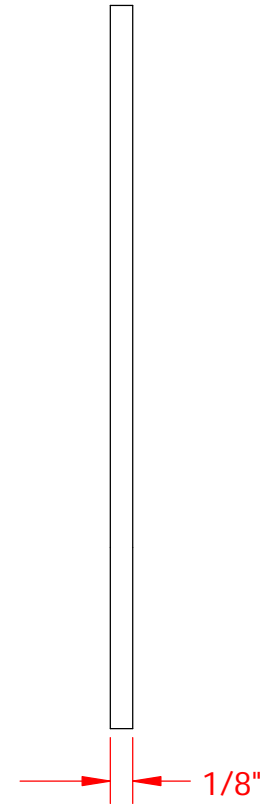
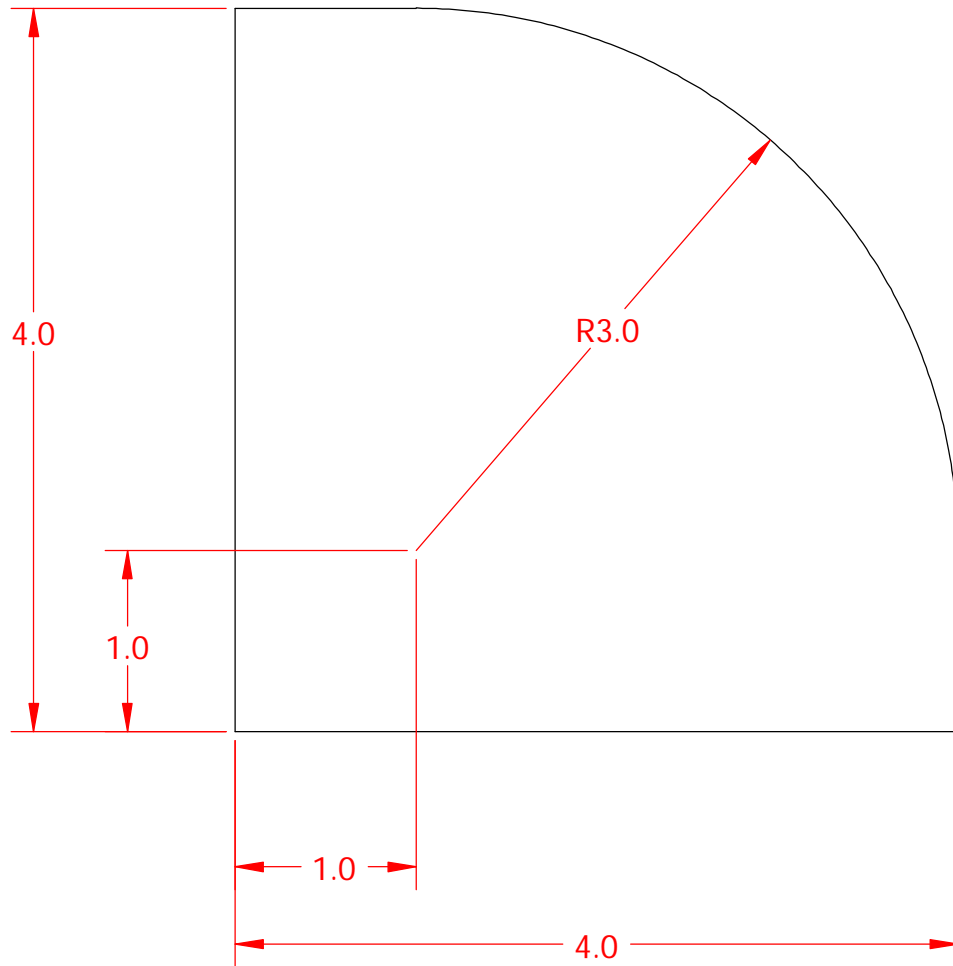
MATERIAL  
**STEEL - TUBE**  
 $\phi 1"$   
 DO NOT SCALE DRAWING

**COLLINS 7+241**

**REAR END  
 BOTTOM TUBE**

SIZE <b>A</b>	DWG. NO. rearBottomTube	REV.
SCALE:1:8	WEIGHT:	SHEET 1 OF 1





**FOR EDUCATIONAL USE ONLY**  
 THE INFORMATION CONTAINED IN THIS DRAWING IS NOT INTENDED FOR USE IN THE CONSTRUCTION OR MANUFACTURE OF PARTS. THE INFORMATION IS PROVIDED WITHOUT WARRANTY FOR EDUCATIONAL REFERENCE ONLY.

DIMENSIONS ARE IN INCHES  
 TOLERANCES:  
 FRACTIONAL  $\pm 1/32$   
 ANGULAR  $\pm 1^\circ$   
 TWO PLACE DECIMAL  $\pm .03$   
 THREE PLACE DECIMAL  $\pm .010$

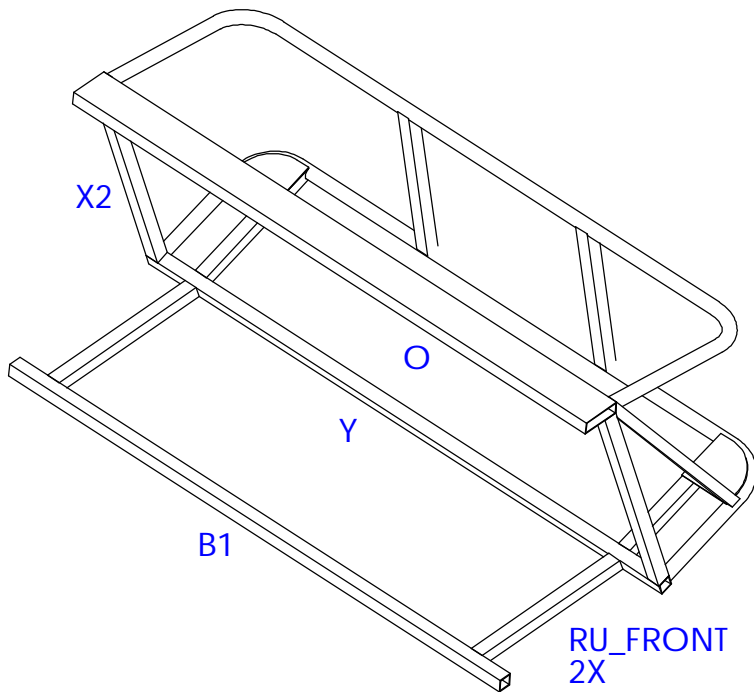
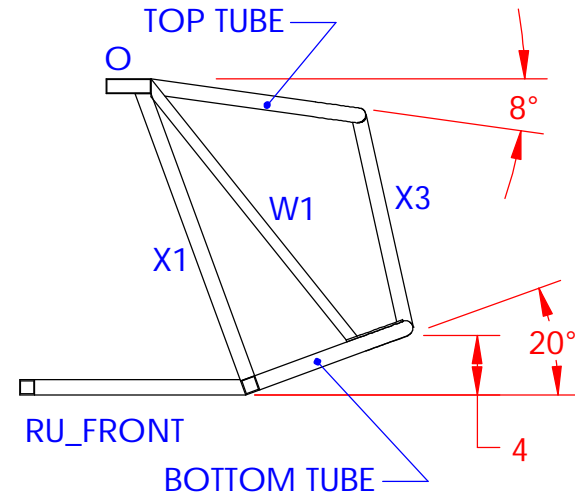
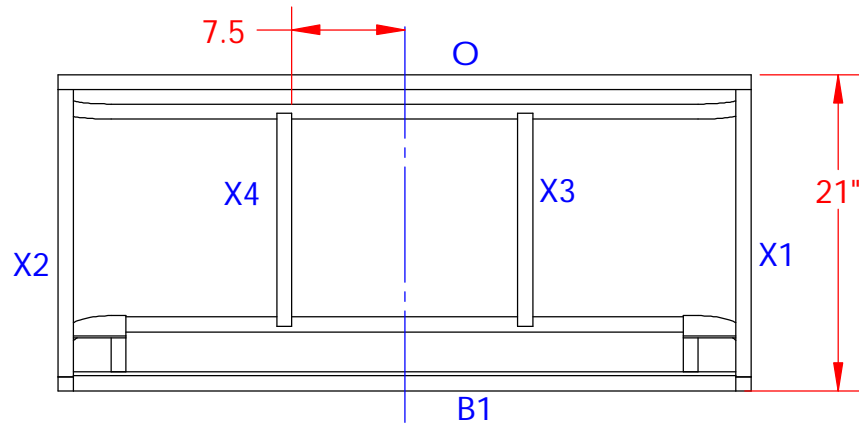
MATERIAL  
**STEEL - PLATE**  
**1/8" THICK**

DO NOT SCALE DRAWING

**COLLINS 7+241**

**REAR BOTTOM  
 PLATE**

SIZE <b>A</b>	DWG. NO. rearCornerPlate	REV.
SCALE:1:1	WEIGHT:	SHEET 1 OF 1



**NOTE: ALL ASSEMBLED PARTS FORWARD OF "B1" AND "O" HIDDEN FOR CLARITY.**

DIMENSIONS ARE IN INCHES  
 TOLERANCES:  
 FRACTIONAL  $\pm 1/32$   
 ANGULAR  $\pm 1^\circ$   
 TWO PLACE DECIMAL  $\pm .03$   
 THREE PLACE DECIMAL  $\pm .010$

MATERIAL

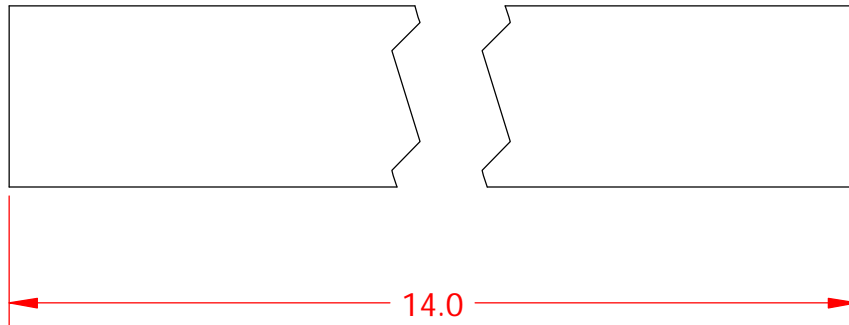
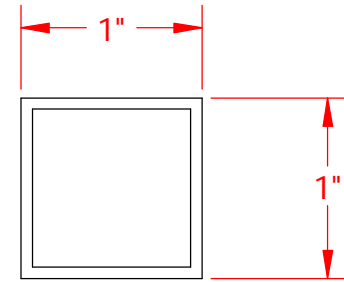
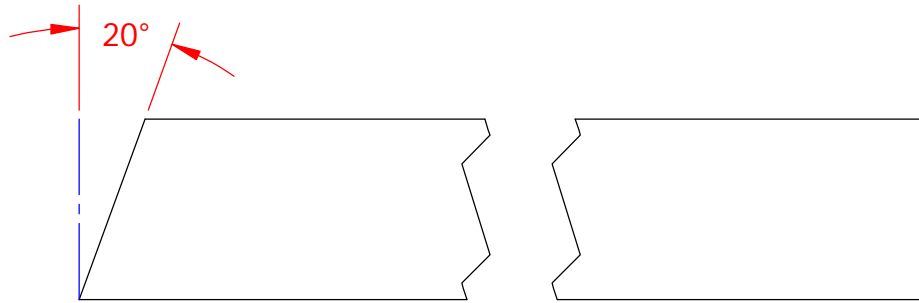
DO NOT SCALE DRAWING

**COLLINS 7+241**

**REAREND  
 LAYOUT**

SIZE <b>A</b>	DWG. NO. Chassis	REV.
SCALE:1:12	WEIGHT:	SHEET 1 OF 1

**FOR EDUCATIONAL USE ONLY**  
 THE INFORMATION CONTAINED IN THIS DRAWING IS NOT INTENDED FOR USE IN THE CONSTRUCTION OR MANUFACTURE OF PARTS. THE INFORMATION IS PROVIDED WITHOUT WARRANTY FOR EDUCATIONAL REFERENCE ONLY.



DIMENSIONS ARE IN INCHES  
 TOLERANCES:  
 FRACTIONAL  $\pm 1/32$   
 ANGULAR  $\pm 1^\circ$   
 TWO PLACE DECIMAL  $\pm .03$   
 THREE PLACE DECIMAL  $\pm .010$

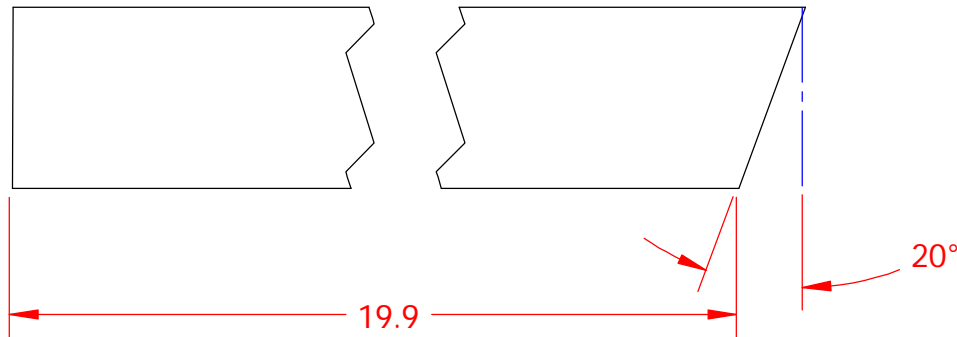
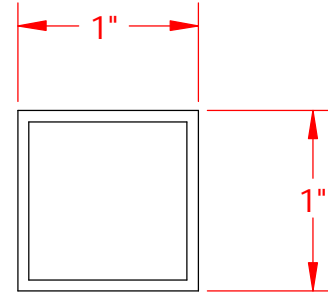
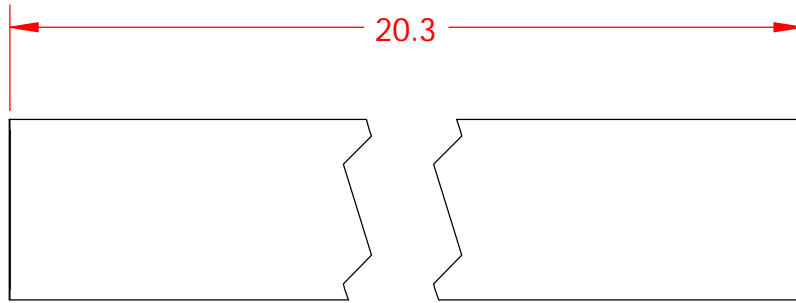
**COLLINS 7+241**

**REAREND  
 BOTTOM RAIL  
 (RU\_front)**

**FOR EDUCATIONAL USE ONLY**  
 THE INFORMATION CONTAINED IN THIS  
 DRAWING IS NOT INTENDED FOR USE IN  
 THE CONSTRUCTION OR MANUFACTURE  
 OF PARTS. THE INFORMATION IS PROVIDED  
 WITHOUT WARRANTY FOR EDUCATIONAL  
 REFERENCE ONLY.

MATERIAL  
**STEEL - RHS  
 1"x1", 16swg**  
 DO NOT SCALE DRAWING

SIZE <b>A</b>	DWG. NO. RU_front	REV.
SCALE:1:1	WEIGHT:	SHEET 1 OF 1



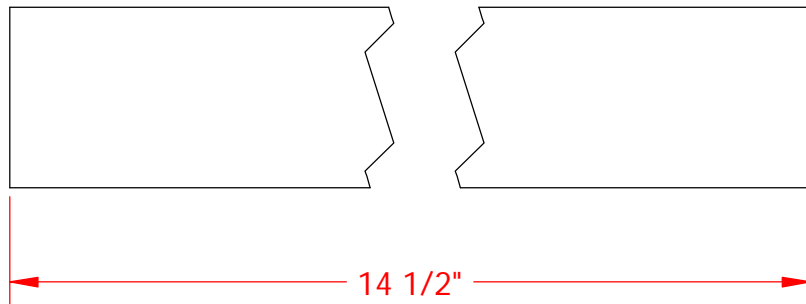
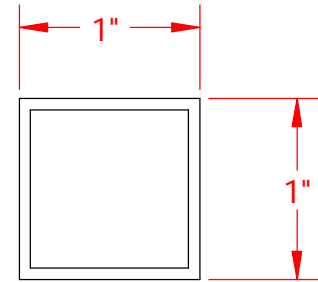
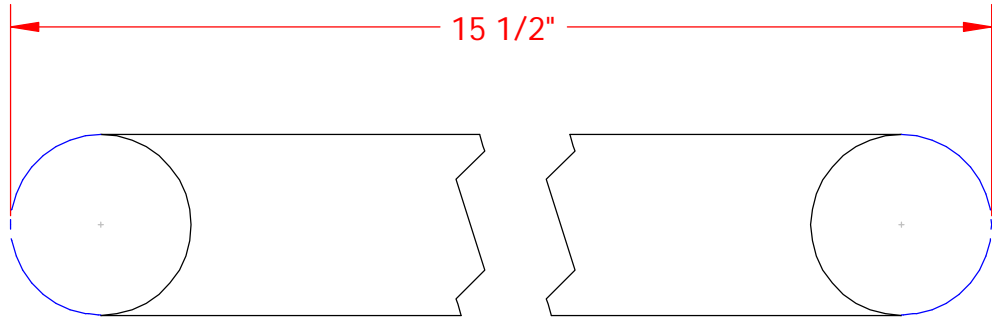
DIMENSIONS ARE IN INCHES  
 TOLERANCES:  
 FRACTIONAL  $\pm 1/32$   
 ANGULAR  $\pm 1^\circ$   
 TWO PLACE DECIMAL  $\pm .03$   
 THREE PLACE DECIMAL  $\pm .010$

**COLLINS 7+241**  
**REAREND DIAGONAL**  
**SUPPORT RAIL**  
**(X1&X2)**

**FOR EDUCATIONAL USE ONLY**  
 THE INFORMATION CONTAINED IN THIS  
 DRAWING IS NOT INTENDED FOR USE IN  
 THE CONSTRUCTION OR MANUFACTURE  
 OF PARTS. THE INFORMATION IS PROVIDED  
 WITHOUT WARRANTY FOR EDUCATIONAL  
 REFERENCE ONLY.

MATERIAL  
**STEEL - RHS**  
**1"x1", 16swg**  
 DO NOT SCALE DRAWING

SIZE <b>A</b>	DWG. NO. X1_2	REV.
SCALE:1:1	WEIGHT:	SHEET 1 OF 1



DIMENSIONS ARE IN INCHES  
 TOLERANCES:  
 FRACTIONAL  $\pm 1/32$   
 ANGULAR  $\pm 1^\circ$   
 TWO PLACE DECIMAL  $\pm .03$   
 THREE PLACE DECIMAL  $\pm .010$

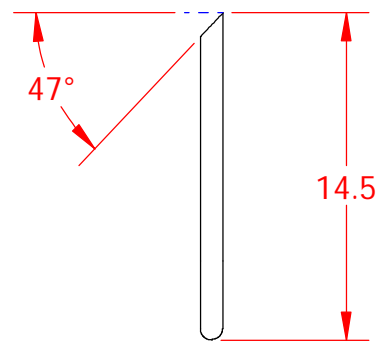
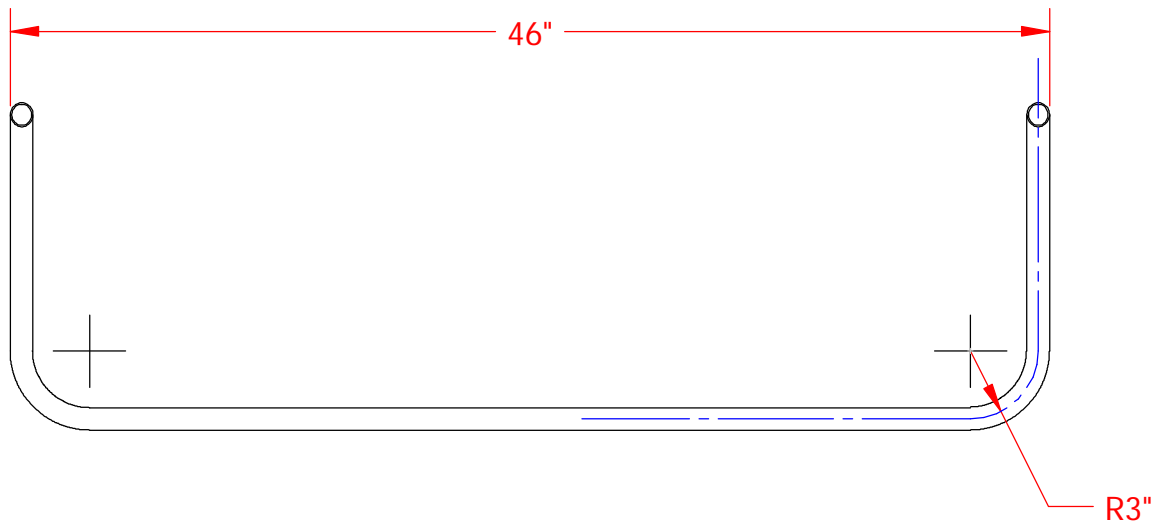

**COLLINS 7+241**

**REAR END UPRIGHT  
 SUPPORT TUBE  
 (X3 & X4)**

**FOR EDUCATIONAL USE ONLY**  
 THE INFORMATION CONTAINED IN THIS  
 DRAWING IS NOT INTENDED FOR USE IN  
 THE CONSTRUCTION OR MANUFACTURE  
 OF PARTS. THE INFORMATION IS PROVIDED  
 WITHOUT WARRANTY FOR EDUCATIONAL  
 REFERENCE ONLY.

MATERIAL  
**STEEL - RHS**  
**1"x1", 16swg**  
 DO NOT SCALE DRAWING

SIZE <b>A</b>	DWG. NO. <b>X3_4</b>	REV.
SCALE:1:1	WEIGHT:	SHEET 1 OF 1



NOTE: TAKE-UP FOR A 3"  
RADIUS-90 DEGREE BEND IS 2 3/8"

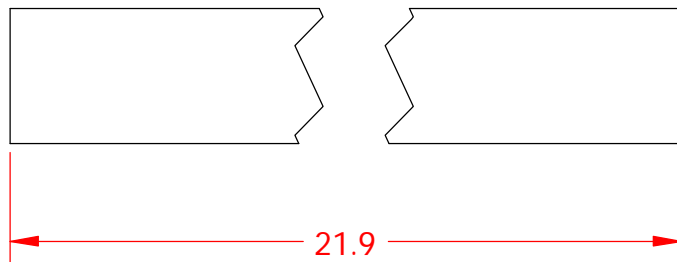
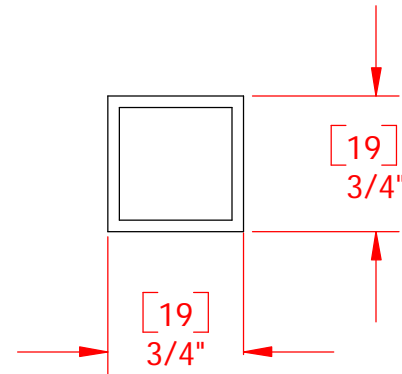
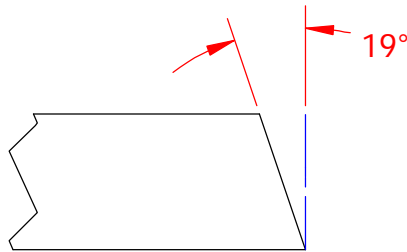
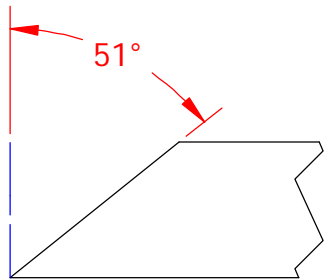
**FOR EDUCATIONAL USE ONLY**  
THE INFORMATION CONTAINED IN THIS DRAWING IS NOT INTENDED FOR USE IN THE CONSTRUCTION OR MANUFACTURE OF PARTS. THE INFORMATION IS PROVIDED WITHOUT WARRANTY FOR EDUCATIONAL REFERENCE ONLY.

DIMENSIONS ARE IN INCHES  
TOLERANCES:  
FRACTIONAL ± 1/32  
ANGULAR ± 1°  
TWO PLACE DECIMAL ± .03  
THREE PLACE DECIMAL ± .010

MATERIAL  
**STEEL - TUBE**  
Ø1"

DO NOT SCALE DRAWING

<b>COLLINS 7+241</b>			
<b>REAR END TOP TUBE</b>			
SIZE <b>A</b>	DWG. NO. rearTopTube	REV.	
SCALE:1:8	WEIGHT:	SHEET 1 OF 1	



DIMENSIONS ARE IN INCHES  
 TOLERANCES:  
 FRACTIONAL ± 1/32  
 ANGULAR ± 1°  
 TWO PLACE DECIMAL ± .03  
 THREE PLACE DECIMAL ± .010

**COLLINS 7+241**

**REAR END  
 DIAGONAL  
 MEMBER (W1)**

**FOR EDUCATIONAL USE ONLY**  
 THE INFORMATION CONTAINED IN THIS  
 DRAWING IS NOT INTENDED FOR USE IN  
 THE CONSTRUCTION OR MANUFACTURE  
 OF PARTS. THE INFORMATION IS PROVIDED  
 WITHOUT WARRANTY FOR EDUCATIONAL  
 REFERENCE ONLY.

MATERIAL  
**STEEL - RHS  
 3/4" X 3/4", 16swg**  
 DO NOT SCALE DRAWING

SIZE <b>A</b>	DWG. NO. <b>W1</b>	REV.
SCALE:1:1	WEIGHT:	SHEET 1 OF 1